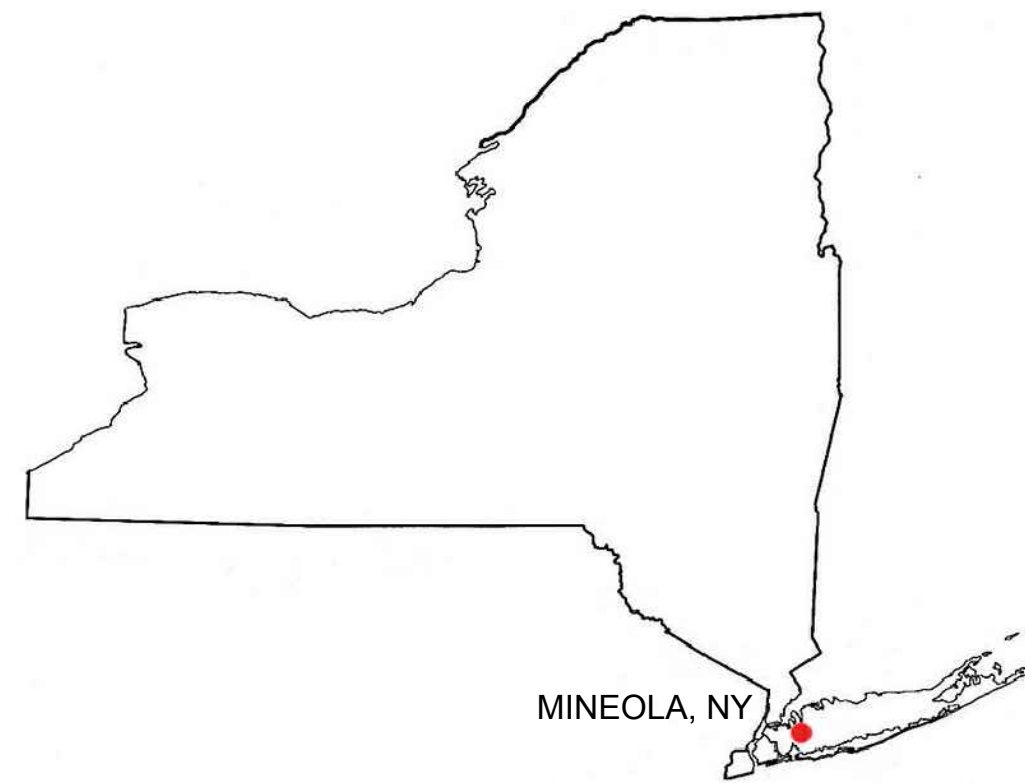


LONG ISLAND RAILROAD NASSAU TOWER MINEOLA, NY 1922

EASTONARCHITECTS

20 WEST 44TH STREET, SUITE 604
NEW YORK, NY 10036
212-779-9570 TEL

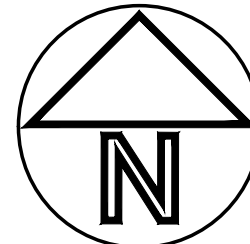
OWNERSHIP AND USE OF DOCUMENTS:
DRAWINGS AND SPECIFICATIONS AS INSTRUMENTS OF PROFESSIONAL SERVICE ARE AND SHALL REMAIN THE PROPERTY OF THE ARCHITECT. THESE DOCUMENTS ARE NOT TO BE USED IN WHOLE OR IN PART FOR ANY OTHER PROJECTS OR PURPOSES, OR BY ANY OTHER PARTIES, THAN THOSE PROPERLY AUTHORIZED BY CONTRACT WITHOUT THE SPECIFIC WRITTEN AUTHORIZATION OF EASTON ARCHITECTS, LLP.



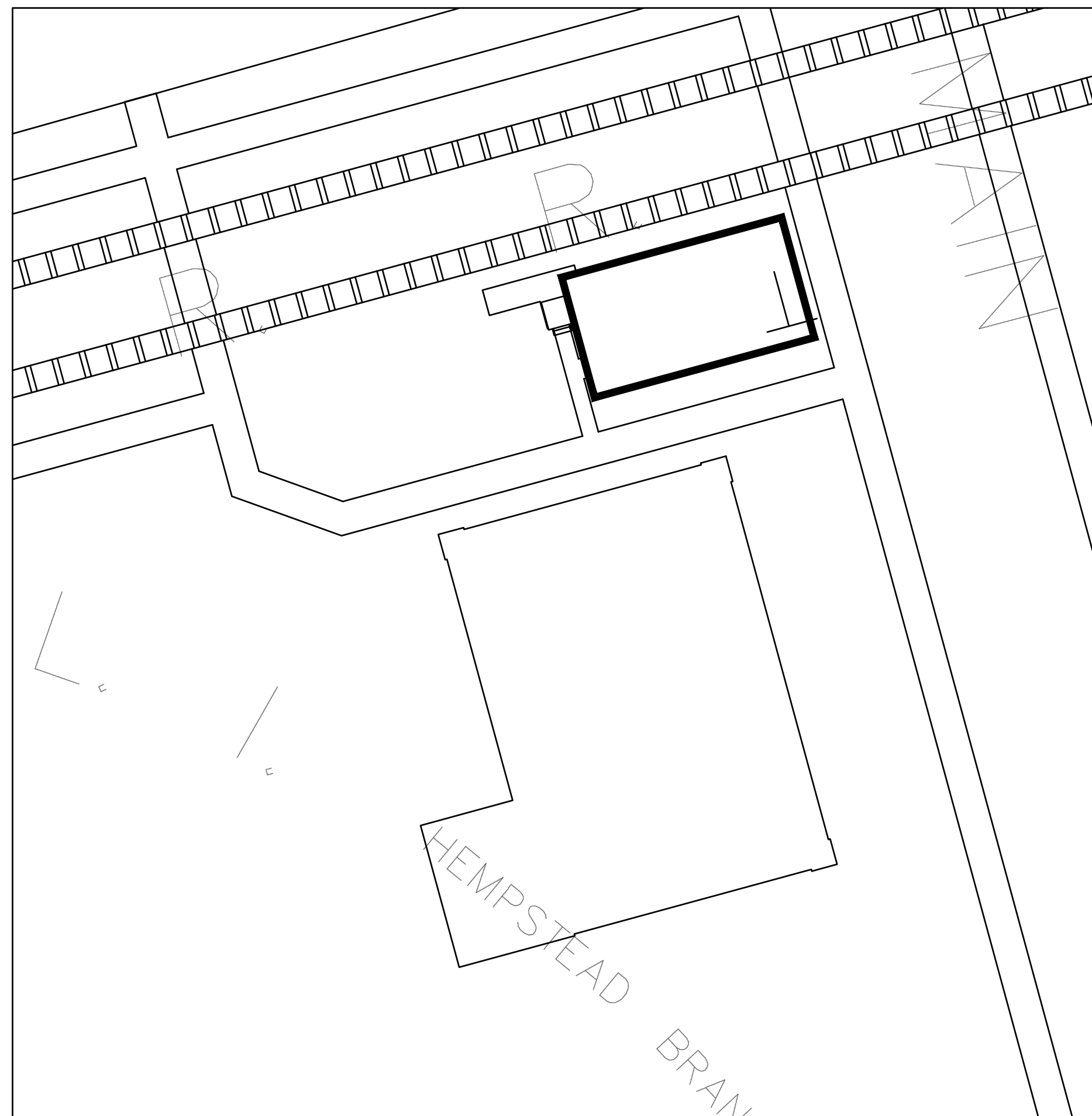
MINEOLA, NY

SITE PLAN

SCALE: 1" = 20'



Above plan from Nassau County Property Tax Maps



The Nassau Tower remains in use as a signal control tower but soon will be decommissioned as the Long Island Rail Road consolidates interlocking switch signals in the Jamaica Station hub.

The history of the Long Island Rail Road, one of the oldest and busiest railroads in the country, is intricately linked with the growth and development of Long Island. Mineola was and remains a hub of the railroad. The Nassau Tower at Mineola is a rare survivor of a switch tower still serving its original purpose and of the vernacular, wood-frame, hip-roofed structure type used by the Long Island Railroad in the early twentieth century. The tower witnessed the technological advancements of the railroad and is associated with the ambitious expansion and electrification plans of the Long Island Rail Road during one of the company's most productive periods, which permanently influenced local and regional patterns of development.

LIST OF DRAWINGS

- A-001 COVER SHEET
- A-101 GROUND FLOOR PLAN
- A-102 SECOND FLOOR PLAN
- A-103 ROOF PLAN
- A-201 NORTH ELEVATION
- A-202 SOUTH ELEVATION
- A-203 WEST ELEVATION
- A-204 EAST ELEVATION
- A-301 TRANSVERSE SECTION FACING SOUTH
- A-302 TRANSVERSE SECTION FACING NORTH
- A-303 LONGITUDINAL SECTION FACING EAST
- A-304 LONGITUDINAL SECTION FACING WEST
- A-601 GROUND FLOOR HALLWAY AND MAIN ROOM INTERIOR ELEVATIONS
- A-602 GROUND FLOOR KITCHENETTE AND WATER CLOSET INTERIOR ELEVATIONS
- A-603 2ND FLOOR MAIN ROOM INTERIOR ELEVATIONS
- A-604 2ND FLOOR STAIR HALL AND WATER CLOSET INTERIOR ELEVATIONS
- A-801 REFLECTED CEILING PLAN - GROUND FLOOR
- A-802 REFLECTED CEILING PLAN - 2ND FLOOR

01 SHPO SUBMISSION 09/11/18

PROJECT

NASSAU TOWER

MEASURED DRAWINGS

71 MAIN STREET, MINEOLA, NY 11501

MEASURED DRAWINGS
COVER PAGE

SEAL & SIGNATURE

DATE: 10/23/18

PROJECT No: 1814

DRAWING BY: TD

CHK BY: LE

DWG No:

A-001

1 OF 18

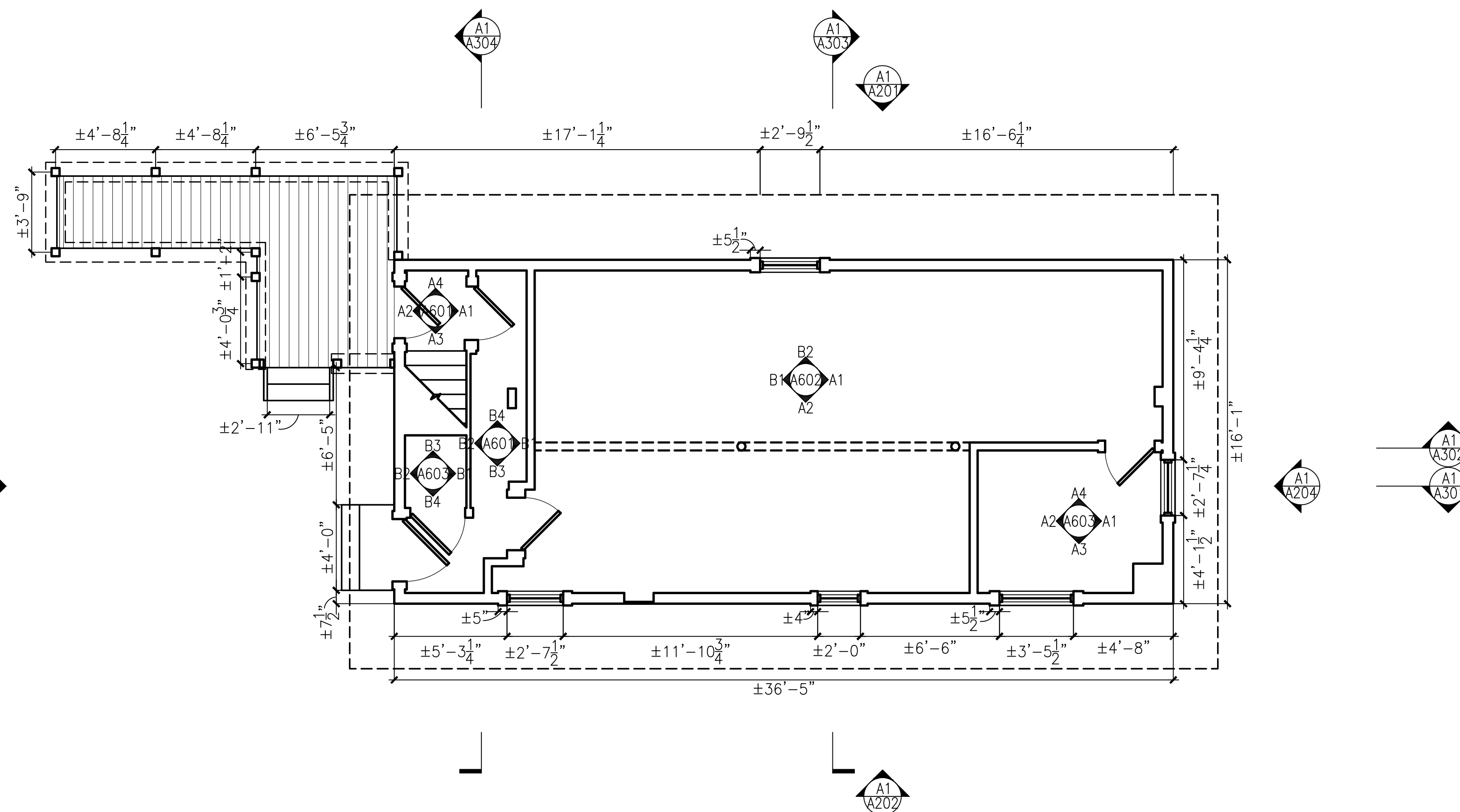
MATERIAL KEY

CONDITION:	GRAPHIC
BRICK	
ASPHALT SHINGLES	
WOOD SHINGLES	
WOOD	
CONCRETE	
EXTERIOR-GRADE GYPSUM	
ASPHALT/GRAVEL FILL	
AREA NOT ACCESSIBLE FOR SURVEY	
ELEMENTS NOT ACCESSIBLE FOR SURVEY	

EASTONARCHITECTS

20 WEST 44TH STREET, SUITE 604
NEW YORK, NY 10036
212-779-9570 TEL

OWNERSHIP AND USE OF DOCUMENTS:
DRAWINGS AND SPECIFICATIONS AS INSTRUMENTS OF PROFESSIONAL SERVICE ARE AND SHALL REMAIN THE PROPERTY OF THE ARCHITECT. THESE DOCUMENTS ARE NOT TO BE USED IN WHOLE OR IN PART FOR ANY OTHER PROJECTS OR PURPOSES, OR BY ANY OTHER PARTIES, THAN THOSE PROPERLY AUTHORIZED BY CONTRACT WITHOUT THE SPECIFIC WRITTEN AUTHORIZATION OF EASTON ARCHITECTS, LLP.



01	SHPO SUBMISSION	09/11/18
----	-----------------	----------


PROJECT

NASSAU TOWER
MEASURED DRAWINGS
71 MAIN STREET, MINEOLA, NY 11501

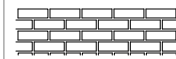




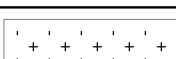


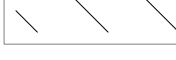
**MEASURED DRAWINGS
GROUND FLOOR PLAN**

SEAL & SIGNATURE	DATE: 10/23/18
	PROJECT No: 1814
	DRAWING BY: TD
	CHK BY: LE
	DWG No:

A-101



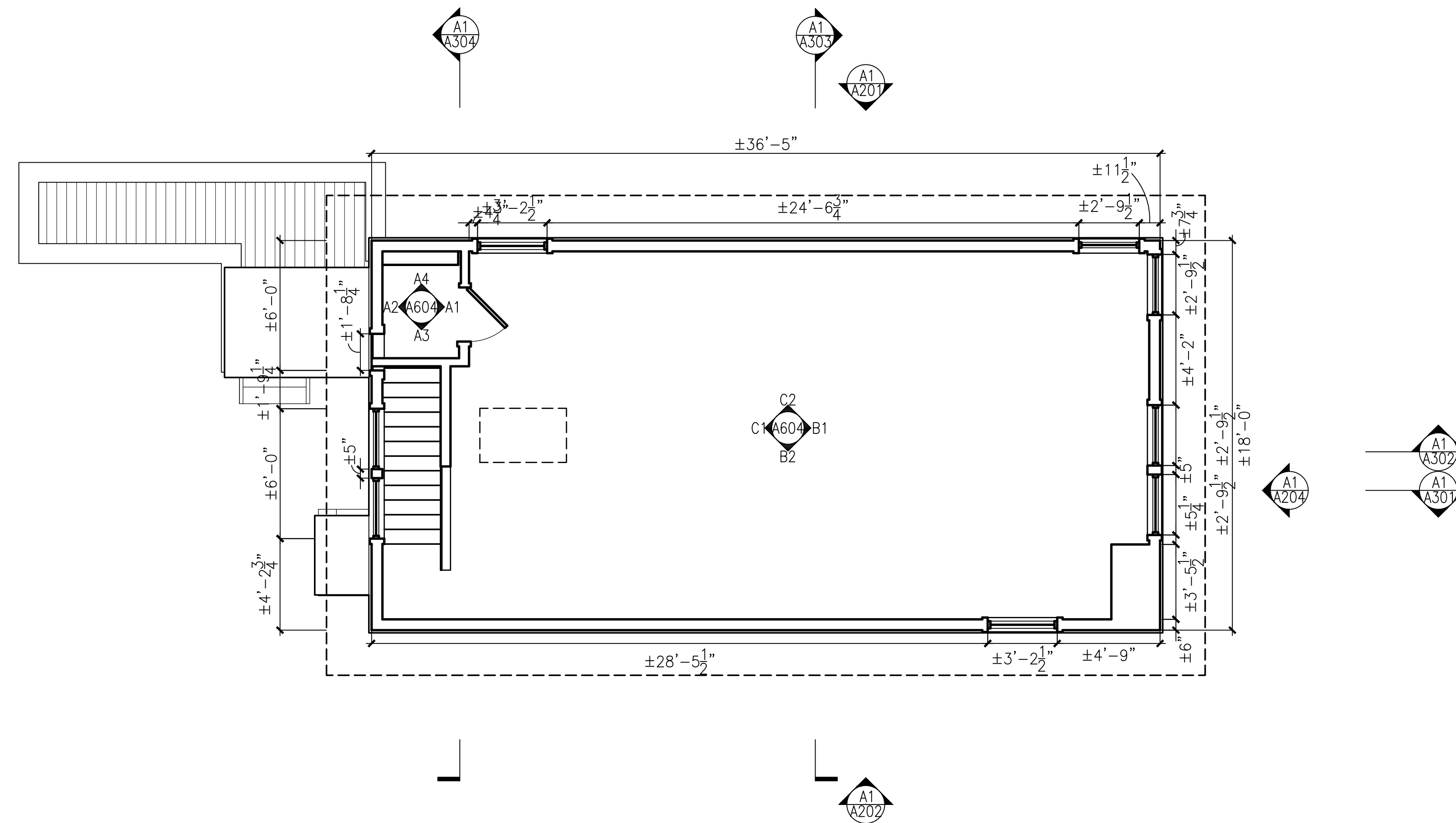
MATERIAL KEY

CONDITION:	GRAPHIC
BRICK	
ASPHALT SHINGLES	
WOOD SHINGLES	
WOOD	
CONCRETE	
EXTERIOR-GRADE GYPSUM	
ASPHALT/GRAVEL FILL	
AREA NOT ACCESSIBLE FOR SURVEY	
ELEMENTS NOT ACCESSIBLE FOR SURVEY	

EASTONARCHITECTS

20 WEST 44TH STREET, SUITE 604
NEW YORK, NY 10036
212-779-9570 TEL

OWNERSHIP AND USE OF DOCUMENTS:
DRAWINGS AND SPECIFICATIONS AS INSTRUMENTS OF PROFESSIONAL SERVICE ARE AND SHALL REMAIN THE PROPERTY OF THE ARCHITECT. THESE DOCUMENTS ARE NOT TO BE USED IN WHOLE OR IN PART FOR ANY OTHER PROJECTS OR PURPOSES, OR BY ANY OTHER PARTIES, THAN THOSE PROPERLY AUTHORIZED BY CONTRACT WITHOUT THE SPECIFIC WRITTEN AUTHORIZATION OF EASTON ARCHITECTS, LLP.




01	SHPO SUBMISSION	09/11/18
----	-----------------	----------

PROJECT
NASSAU TOWER
MEASURED DRAWINGS
71 MAIN STREET, MINEOLA, NY 11501

MEASURED DRAWINGS
SECOND FLOOR PLAN

SEAL & SIGNATURE	DATE:	10/23/18
	PROJECT No:	1814
	DRAWING BY:	TD
	CHK BY:	LE

DWG No: **A-102**



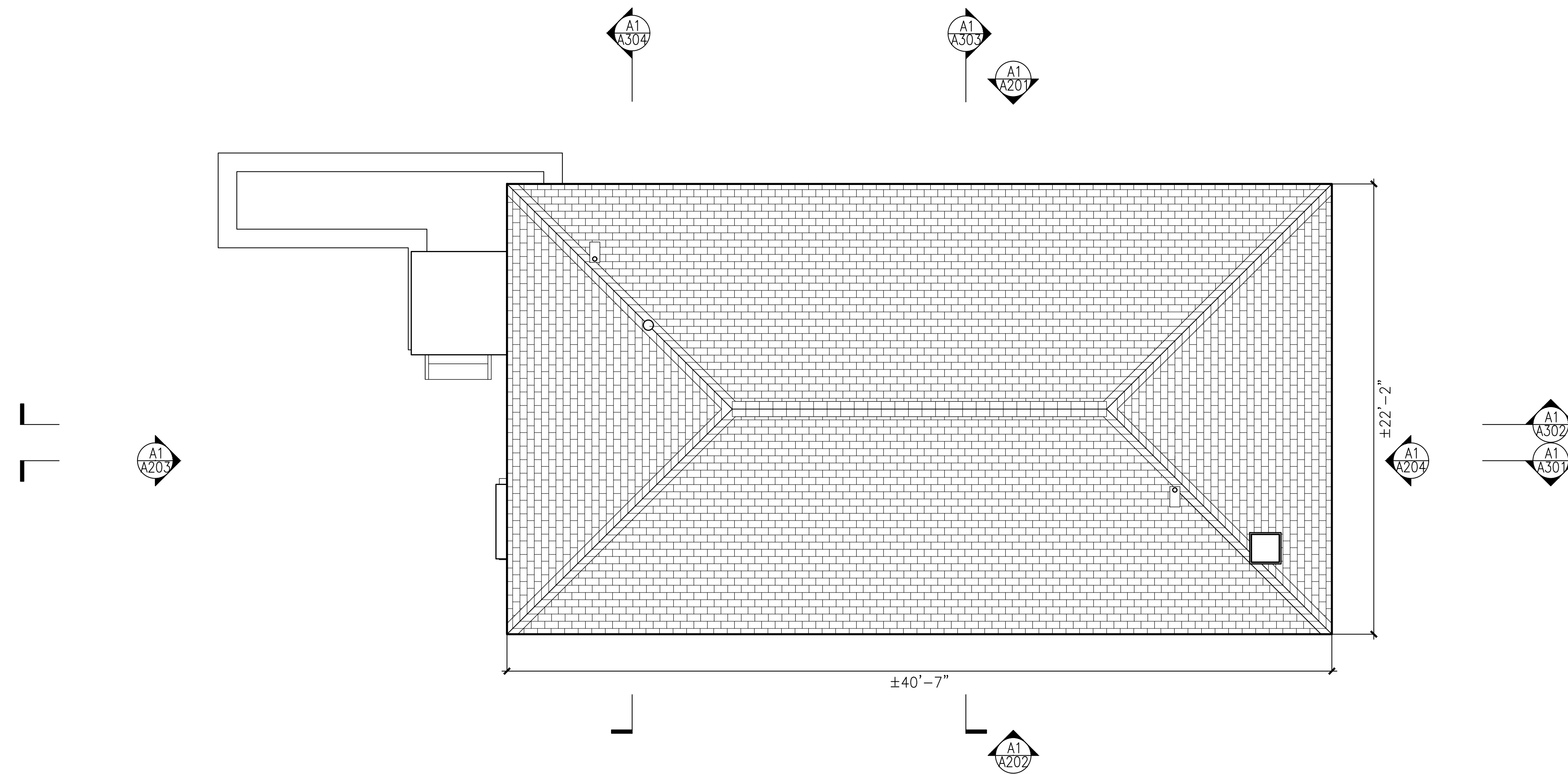
MATERIAL KEY

CONDITION:	GRAPHIC
BRICK	
ASPHALT SHINGLES	
WOOD SHINGLES	
WOOD	
CONCRETE	
EXTERIOR-GRADE GYPSUM	
ASPHALT/GRAVEL FILL	
AREA NOT ACCESSIBLE FOR SURVEY	
ELEMENTS NOT ACCESSIBLE FOR SURVEY	

EASTONARCHITECTS

20 WEST 44TH STREET, SUITE 604
NEW YORK, NY 10036
212-779-9570 TEL

OWNERSHIP AND USE OF DOCUMENTS:
DRAWINGS AND SPECIFICATIONS AS INSTRUMENTS OF PROFESSIONAL SERVICE ARE
AND SHALL REMAIN THE PROPERTY OF THE ARCHITECT. THESE DOCUMENTS ARE
NOT TO BE USED IN WHOLE OR IN PART FOR ANY OTHER PROJECTS OR PURPOSES, OR
BY ANY OTHER PARTIES, THAN THOSE PROPERLY AUTHORIZED BY CONTRACT,
WITHOUT THE SPECIFIC WRITTEN AUTHORIZATION OF EASTON ARCHITECTS, LLP.



01	SHPO SUBMISSION	09/11/18

PROJECT

NASSAU TOWER
MEASURED DRAWINGS

71 MAIN STREET, MINEOLA, NY 11501

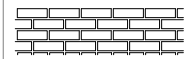

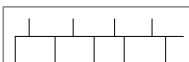


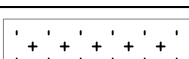



EXISTING CONDITIONS
ROOF PLAN

SEAL & SIGNATURE	DATE:	10/23/18
	PROJECT No:	1814
	DRAWING BY:	TD
	CHK BY:	LE
	DWG No:	

A-103



MATERIAL KEY

CONDITION:	GRAPHIC
BRICK	
ASPHALT SHINGLES	
WOOD SHINGLES	
WOOD	
CONCRETE	
EXTERIOR-GRADE GYPSUM	
ASPHALT/GRAVEL FILL	
AREA NOT ACCESSIBLE FOR SURVEY	
ELEMENTS NOT ACCESSIBLE FOR SURVEY	

EASTONARCHITECTS

20 WEST 44TH STREET, SUITE 604
NEW YORK, NY 10036
212-779-9570 TEL

OWNERSHIP AND USE OF DOCUMENTS:
DRAWINGS AND SPECIFICATIONS AS INSTRUMENTS OF PROFESSIONAL SERVICE ARE AND SHALL REMAIN THE PROPERTY OF THE ARCHITECT. THESE DOCUMENTS ARE NOT TO BE USED IN WHOLE OR IN PART FOR ANY OTHER PROJECTS OR PURPOSES, OR BY ANY OTHER PARTIES, THAN THOSE PROPERLY AUTHORIZED BY CONTRACT, WITHOUT THE SPECIFIC WRITTEN AUTHORIZATION OF EASTON ARCHITECTS, L.P.

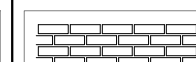




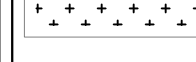
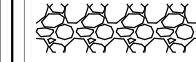

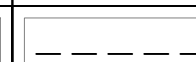


01	SHPO SUBMISSION	09/11/18
----	-----------------	----------

PROJECT
NASSAU TOWER
MEASURED DRAWINGS
71 MAIN STREET, MINEOLA, NY 11501
MEASURED DRAWINGS
NORTH ELEVATION

SEAL & SIGNATURE	DATE:	10/23/18
	PROJECT No:	1814
	DRAWING BY:	TD
	CHK BY:	LE
	DWG No:	A-201
		5 OF 18

MATERIAL KEY

CONDITION:	GRAPHIC
BRICK	
ASPHALT SHINGLES	
WOOD SHINGLES	
WOOD	
CONCRETE	
EXTERIOR-GRADE GYPSUM	
ASPHALT/GRAVEL FILL	
AREA NOT ACCESSIBLE FOR SURVEY	
ELEMENTS NOT ACCESSIBLE FOR SURVEY	

EASTONARCHITECTS

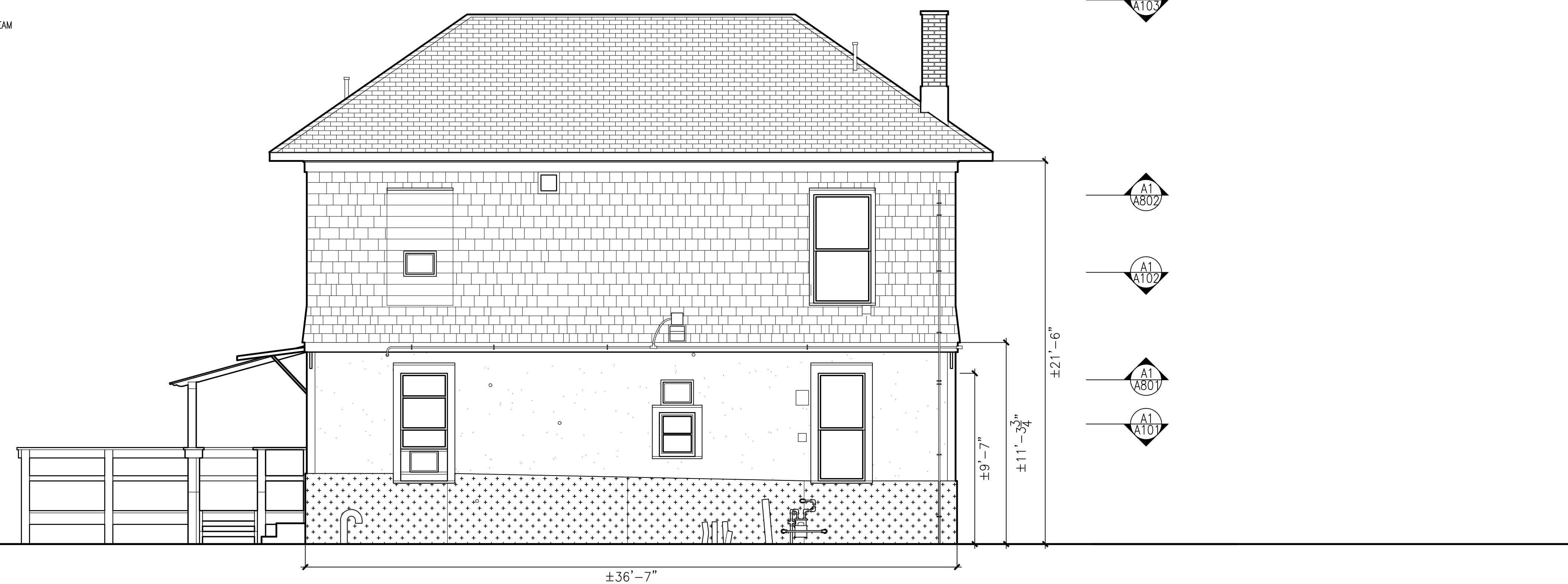
20 WEST 44TH STREET, SUITE 604
NEW YORK, NY 10036
212-779-9570 TEL

OWNERSHIP AND USE OF DOCUMENTS:
DRAWINGS AND SPECIFICATIONS AS INSTRUMENTS OF PROFESSIONAL SERVICE ARE AND SHALL REMAIN THE PROPERTY OF THE ARCHITECT. THESE DOCUMENTS ARE NOT TO BE USED IN WHOLE OR IN PART FOR ANY OTHER PROJECTS OR PURPOSES, OR BY ANY OTHER PARTIES, THAN THOSE PROPERLY AUTHORIZED BY CONTRACT, WITHOUT THE SPECIFIC WRITTEN AUTHORIZATION OF EASTON ARCHITECTS, LLP.

BASE OF RIDGE BEAM
EL. [28'-9 3/4"]

SECOND STORY
EL. [11'-6"]

GROUND FLOOR
EL. [1'-10 1/2"]

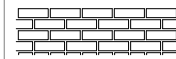

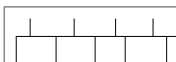


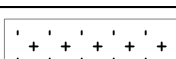





01	SHPO SUBMISSION	09/11/18
----	-----------------	----------

PROJECT
NASSAU TOWER
MEASURED DRAWINGS
71 MAIN STREET, MINEOLA, NY 11501
MEASURED DRAWINGS
SOUTH ELEVATION

SEAL & SIGNATURE	DATE:	10/23/18
	PROJECT No:	1814
	DRAWING BY:	TD
	CHK BY:	LE
	DWG No:	A-202

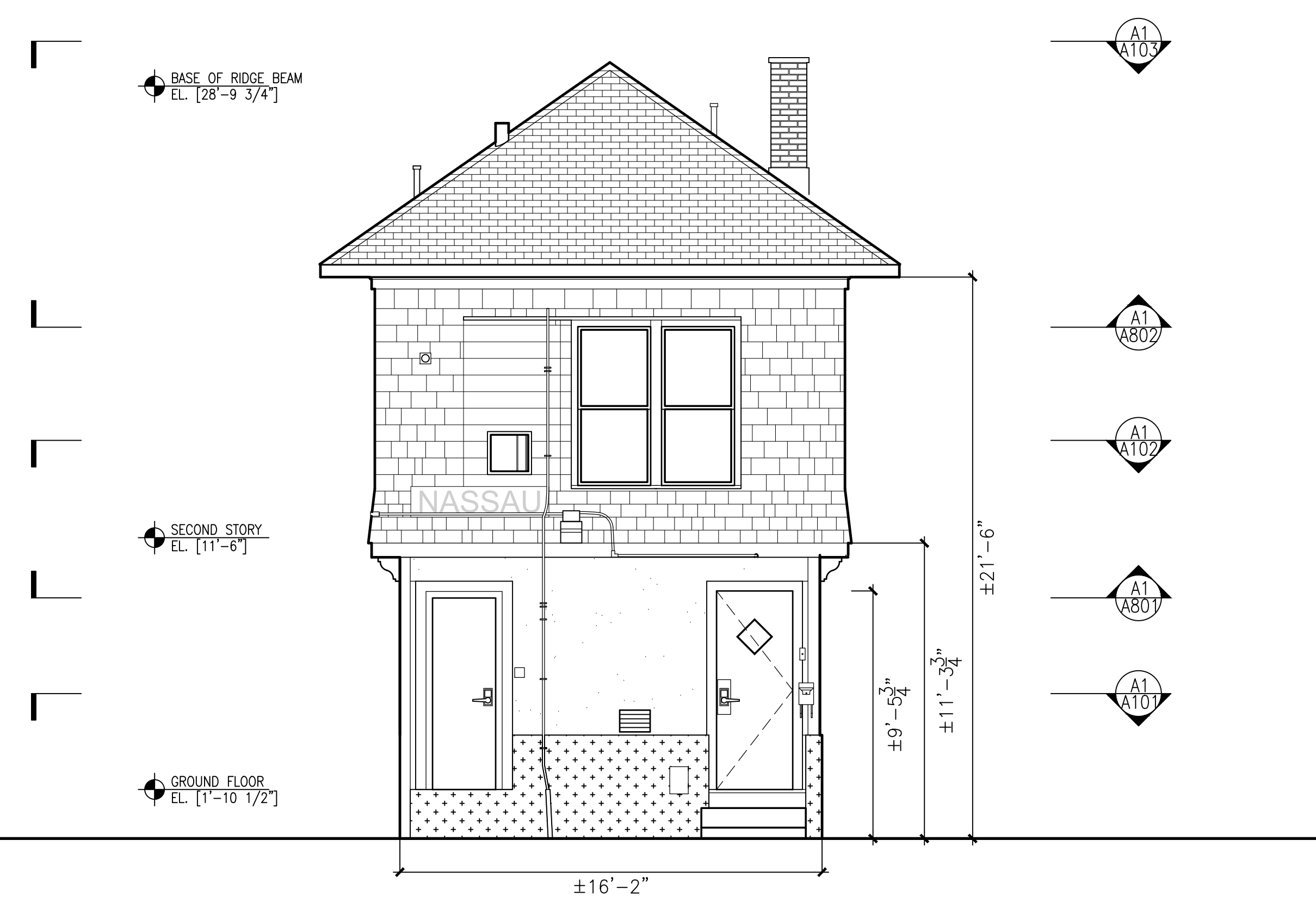
MATERIAL KEY

CONDITION:	GRAPHIC
BRICK	
ASPHALT SHINGLES	
WOOD SHINGLES	
WOOD	
CONCRETE	
EXTERIOR-GRADE GYPSUM	
ASPHALT/GRAVEL FILL	
AREA NOT ACCESSIBLE FOR SURVEY	
ELEMENTS NOT ACCESSIBLE FOR SURVEY	

EASTONARCHITECTS

20 WEST 44TH STREET, SUITE 604
NEW YORK, NY 10036
212-779-9570 TEL

OWNERSHIP AND USE OF DOCUMENTS:
DRAWINGS AND SPECIFICATIONS AS INSTRUMENTS OF PROFESSIONAL SERVICE ARE AND SHALL REMAIN THE PROPERTY OF THE ARCHITECT. THESE DOCUMENTS ARE NOT TO BE USED IN WHOLE OR IN PART FOR ANY OTHER PROJECTS OR PURPOSES, OR BY ANY OTHER PARTIES, THAN THOSE PROPERLY AUTHORIZED BY CONTRACT, WITHOUT THE SPECIFIC WRITTEN AUTHORIZATION OF EASTON ARCHITECTS, LLP.



A2 WEST ELEVATION WITH DECK AND OVERHANGS
1/2" = 1' 0"

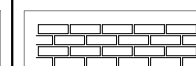
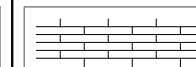







A1 WEST ELEVATION WITHOUT DECK AND OVERHANGS
1/2" = 1' 0"

01	SHPO SUBMISSION	09/11/18
----	-----------------	----------

PROJECT
NASSAU TOWER
MEASURED DRAWINGS
71 MAIN STREET, MINEOLA, NY 11501
MEASURED DRAWINGS
WEST ELEVATION

SEAL & SIGNATURE	DATE:	10/23/18
	PROJECT No:	1814
	DRAWING BY:	TD
	CHK BY:	LE
	DWG No:	A-203
		7 OF 18

MATERIAL KEY

CONDITION:	GRAPHIC
BRICK	
ASPHALT SHINGLES	
WOOD SHINGLES	
WOOD	
CONCRETE	
EXTERIOR-GRADE GYPSUM	
ASPHALT/GRAVEL FILL	
AREA NOT ACCESSIBLE FOR SURVEY	
ELEMENTS NOT ACCESSIBLE FOR SURVEY	

EASTONARCHITECTS

20 WEST 44TH STREET, SUITE 604
NEW YORK, NY 10036
212-779-9570 TEL

OWNERSHIP AND USE OF DOCUMENTS:
DRAWINGS AND SPECIFICATIONS AS INSTRUMENTS OF PROFESSIONAL SERVICE ARE AND SHALL REMAIN THE PROPERTY OF THE ARCHITECT. THESE DOCUMENTS ARE NOT TO BE USED IN WHOLE OR IN PART FOR ANY OTHER PROJECTS OR PURPOSES, OR BY ANY OTHER PARTIES, THAN THOSE PROPERLY AUTHORIZED BY CONTRACT, WITHOUT THE SPECIFIC WRITTEN AUTHORIZATION OF EASTON ARCHITECTS, LLP.



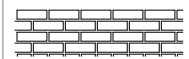




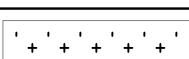


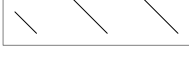
01	SHPO SUBMISSION	09/11/18
----	-----------------	----------

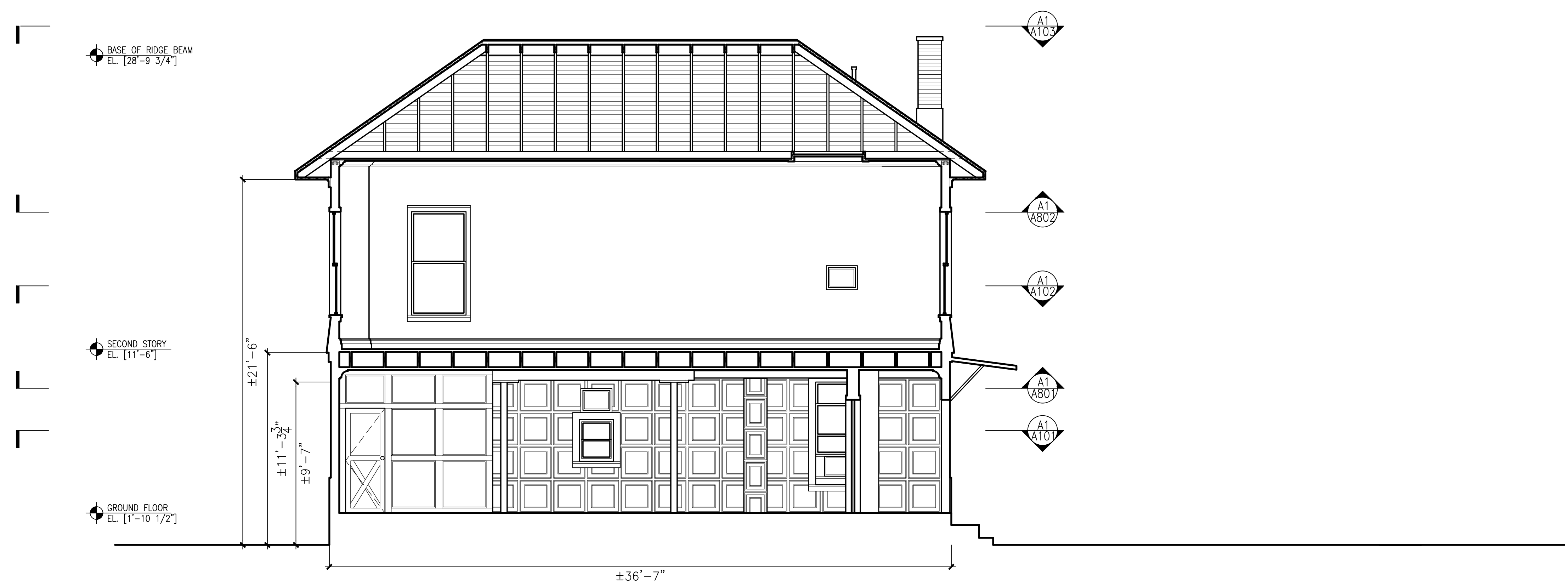
PROJECT
NASSAU TOWER
MEASURED DRAWINGS
71 MAIN STREET, MINEOLA, NY 11501
EXISTING CONDITIONS
EAST ELEVATION

SEAL & SIGNATURE	DATE:	10/23/18
	PROJECT No:	1814
	DRAWING BY:	TD
	CHK BY:	LE
	DWG No:	A-204

OWNERSHIP AND USE OF DOCUMENTS:
DRAWINGS AND SPECIFICATIONS AS INSTRUMENTS OF PROFESSIONAL SERVICE ARE AND SHALL REMAIN THE PROPERTY OF THE ARCHITECT. THESE DOCUMENTS ARE NOT TO BE USED IN WHOLE OR IN PART FOR ANY OTHER PROJECTS OR PURPOSES, OR BY ANY OTHER PARTIES, THAN THOSE PROPERLY AUTHORIZED BY CONTRACT WITHOUT THE SPECIFIC WRITTEN AUTHORIZATION OF EASTON ARCHITECTS, LLP.

MATERIAL KEY

CONDITION:	GRAPHIC
BRICK	
ASPHALT SHINGLES	
WOOD SHINGLES	
WOOD	
CONCRETE	
EXTERIOR-GRADE GYPSUM	
ASPHALT/GRAVEL FILL	
AREA NOT ACCESSIBLE FOR SURVEY	
ELEMENTS NOT ACCESSIBLE FOR SURVEY	



01	SHPO SUBMISSION	09/11/18
----	-----------------	----------

PROJECT
NASSAU TOWER
MEASURED DRAWINGS
71 MAIN STREET, MINEOLA, NY 11501

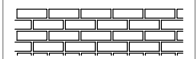

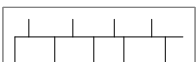


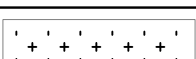



MEASURED DRAWINGS
LONGITUDINAL SECTION
FACING SOUTH

SEAL & SIGNATURE	DATE:	10/23/18
	PROJECT No:	1814
	DRAWING BY:	TD
	CHK BY:	LE

DWG No:
A-301

A1 LONGITUDINAL SECTION FACING SOUTH
1/2" = 1' 0"

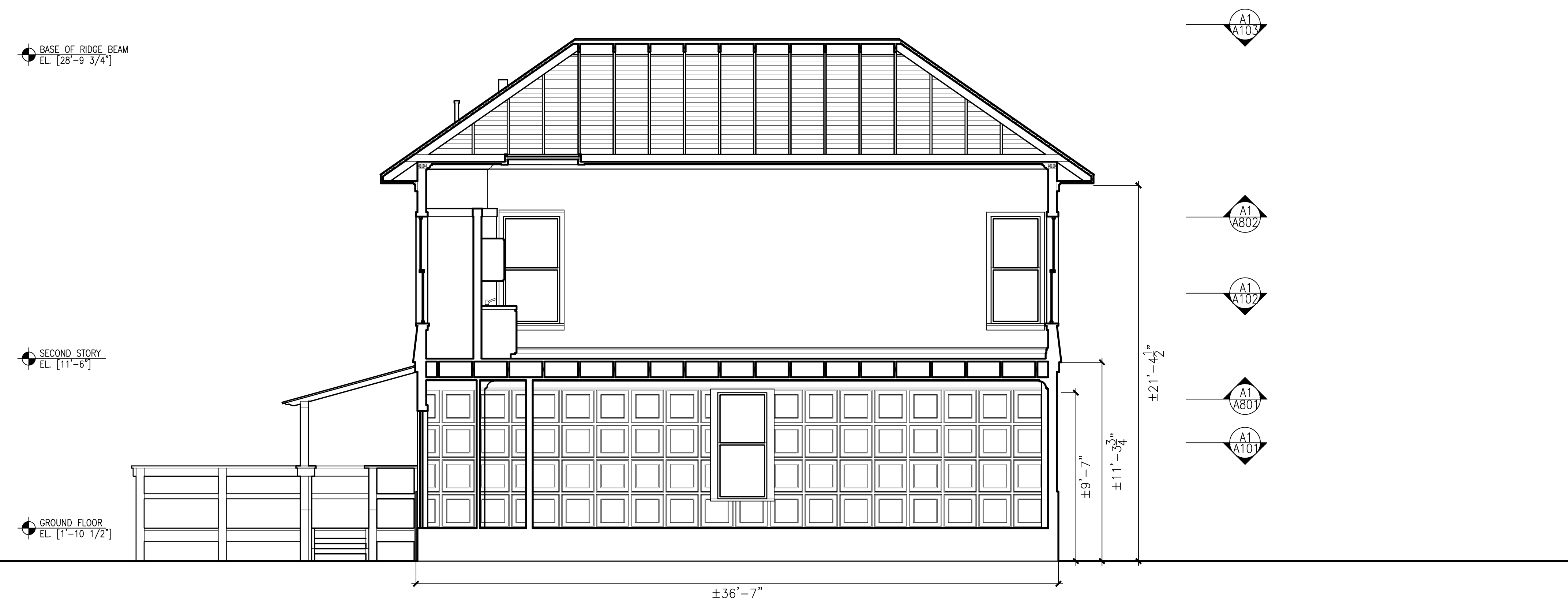
MATERIAL KEY

CONDITION:	GRAPHIC
BRICK	
ASPHALT SHINGLES	
WOOD SHINGLES	
WOOD	
CONCRETE	
EXTERIOR-GRADE GYPSUM	
ASPHALT/GRAVEL FILL	
AREA NOT ACCESSIBLE FOR SURVEY	
ELEMENTS NOT ACCESSIBLE FOR SURVEY	

EASTONARCHITECTS

20 WEST 44TH STREET, SUITE 604
NEW YORK, NY 10036
212-779-9570 TEL

OWNERSHIP AND USE OF DOCUMENTS:
DRAWINGS AND SPECIFICATIONS AS INSTRUMENTS OF PROFESSIONAL SERVICE ARE AND SHALL REMAIN THE PROPERTY OF THE ARCHITECT. THESE DOCUMENTS ARE NOT TO BE USED IN WHOLE OR IN PART FOR ANY OTHER PROJECTS OR PURPOSES, OR BY ANY OTHER PARTIES, THAN THOSE PROPERLY AUTHORIZED BY CONTRACT WITHOUT THE SPECIFIC WRITTEN AUTHORIZATION OF EASTON ARCHITECTS, LLP.



01	SHPO SUBMISSION	09/11/18
----	-----------------	----------

PROJECT
NASSAU TOWER
MEASURED DRAWINGS
71 MAIN STREET, MINEOLA, NY 11501

MEASURED DRAWINGS
LONGITUDINAL SECTION
FACING NORTH

SEAL & SIGNATURE	DATE:	10/23/18
	PROJECT No:	1814
	DRAWING BY:	TD
	CHK BY:	LE
	DWG No:	A-302
		10 OF 18

A1 LONGITUDINAL SECTION FACING NORTH
1/2" = 1' 0"

MATERIAL KEY

CONDITION:	GRAPHIC
BRICK	
ASPHALT SHINGLES	
WOOD SHINGLES	
WOOD	
CONCRETE	
EXTERIOR-GRADE GYPSUM	
ASPHALT/GRAVEL FILL	
AREA NOT ACCESSIBLE FOR SURVEY	
ELEMENTS NOT ACCESSIBLE FOR SURVEY	

EASTONARCHITECTS

20 WEST 44TH STREET, SUITE 604
NEW YORK, NY 10036
212-779-9570 TEL

OWNERSHIP AND USE OF DOCUMENTS:
DRAWINGS AND SPECIFICATIONS AS INSTRUMENTS OF PROFESSIONAL SERVICE ARE AND SHALL REMAIN THE PROPERTY OF THE ARCHITECT. THESE DOCUMENTS ARE NOT TO BE USED IN WHOLE OR IN PART FOR ANY OTHER PROJECTS OR PURPOSES, OR BY ANY OTHER PARTIES, THAN THOSE PROPERLY AUTHORIZED BY CONTRACT WITHOUT THE SPECIFIC WRITTEN AUTHORIZATION OF EASTON ARCHITECTS, LLP.



01	SHPO SUBMISSION	09/11/18
----	-----------------	----------

PROJECT
NASSAU TOWER
MEASURED DRAWINGS
71 MAIN STREET, MINEOLA, NY 11501

MEASURED DRAWINGS
TRANSVERSE SECTION
FACING EAST

SEAL & SIGNATURE	DATE: 10/23/18
	PROJECT No: 1814
	DRAWING BY: TD
	CHK BY: LE
	DWG No: A-303
	11 OF 18

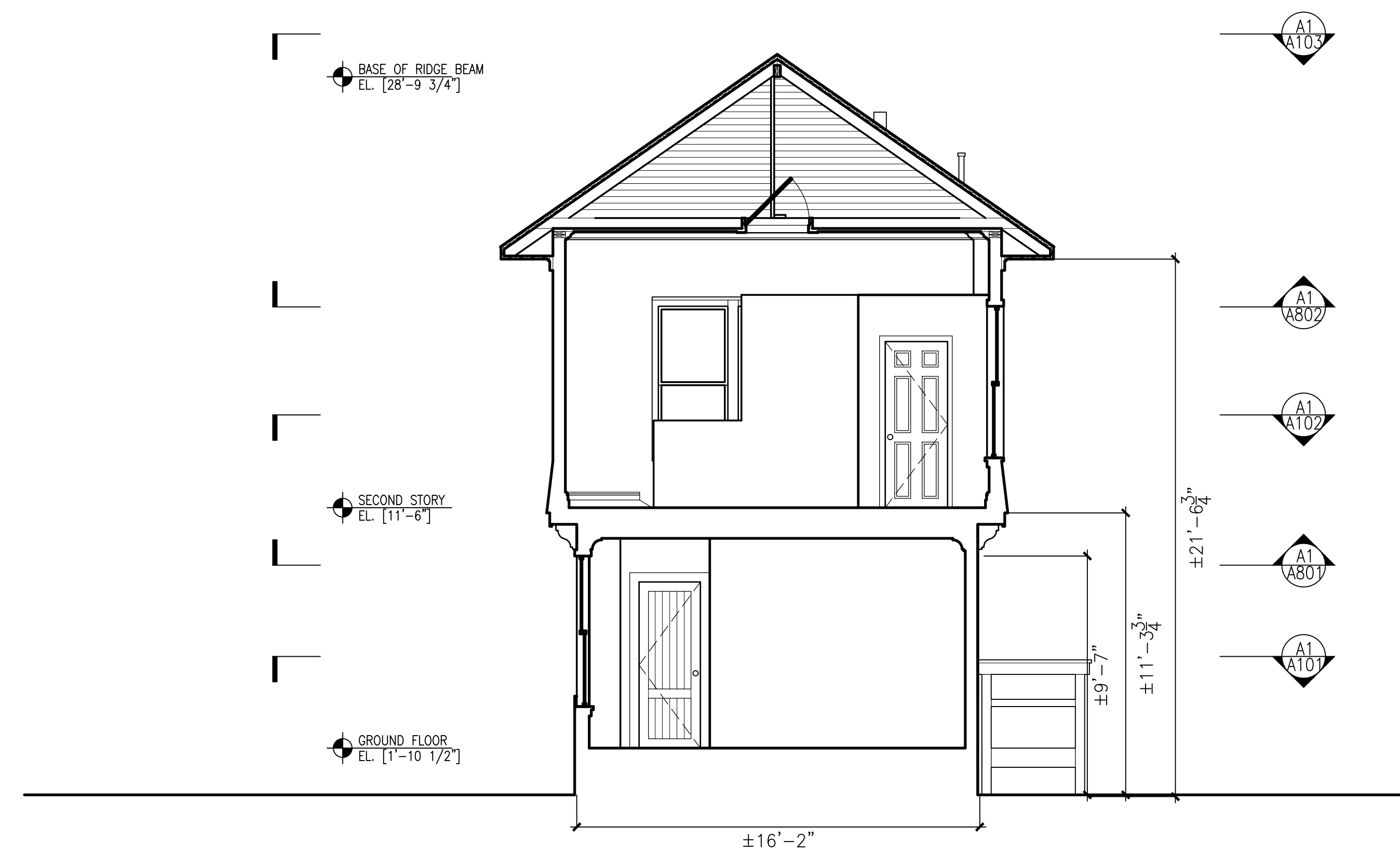
MATERIAL KEY

CONDITION:	GRAPHIC
BRICK	
ASPHALT SHINGLES	
WOOD SHINGLES	
WOOD	
CONCRETE	
EXTERIOR-GRADE GYPSUM	
ASPHALT/GRAVEL FILL	
AREA NOT ACCESSIBLE FOR SURVEY	
ELEMENTS NOT ACCESSIBLE FOR SURVEY	

EASTONARCHITECTS

20 WEST 44TH STREET, SUITE 604
NEW YORK, NY 10036
212-779-9570 TEL

OWNERSHIP AND USE OF DOCUMENTS:
DRAWINGS AND SPECIFICATIONS AS INSTRUMENTS OF PROFESSIONAL SERVICE ARE AND SHALL REMAIN THE PROPERTY OF THE ARCHITECT. THESE DOCUMENTS ARE NOT TO BE USED IN WHOLE OR IN PART FOR ANY OTHER PROJECTS OR PURPOSES, OR BY ANY OTHER PARTIES, THAN THOSE PROPERLY AUTHORIZED BY CONTRACT WITHOUT THE SPECIFIC WRITTEN AUTHORIZATION OF EASTON ARCHITECTS, LLP.



01	SHPO SUBMISSION	09/11/18
----	-----------------	----------

PROJECT
NASSAU TOWER
MEASURED DRAWINGS
71 MAIN STREET, MINEOLA, NY 11501

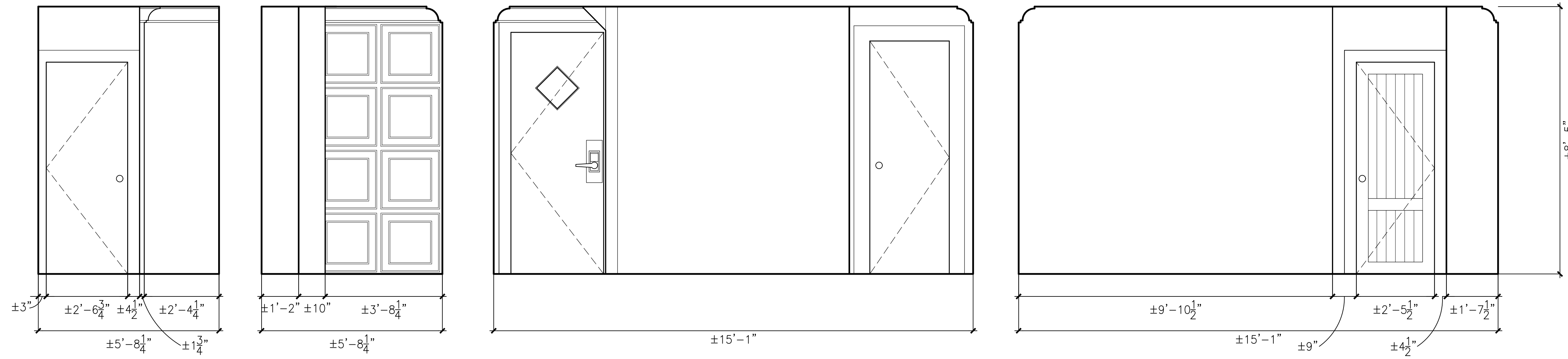
MEASURED DRAWINGS
TRANSVERSE SECTION
FACING WEST

SEAL & SIGNATURE	DATE: 10/23/18
	PROJECT No: 1814
	DRAWING BY: TD
	CHK BY: LE
	DWG No: A-304
	12 OF 18

OWNERSHIP AND USE OF DOCUMENTS:
DRAWINGS AND SPECIFICATIONS AS INSTRUMENTS OF PROFESSIONAL SERVICE ARE AND SHALL REMAIN THE PROPERTY OF THE ARCHITECT. THESE DOCUMENTS ARE NOT TO BE USED IN WHOLE OR IN PART FOR ANY OTHER PROJECTS OR PURPOSES, OR BY ANY OTHER PARTIES, THAN THOSE PROPERLY AUTHORIZED BY CONTRACT WITHOUT THE SPECIFIC WRITTEN AUTHORIZATION OF EASTON ARCHITECTS, LLP.

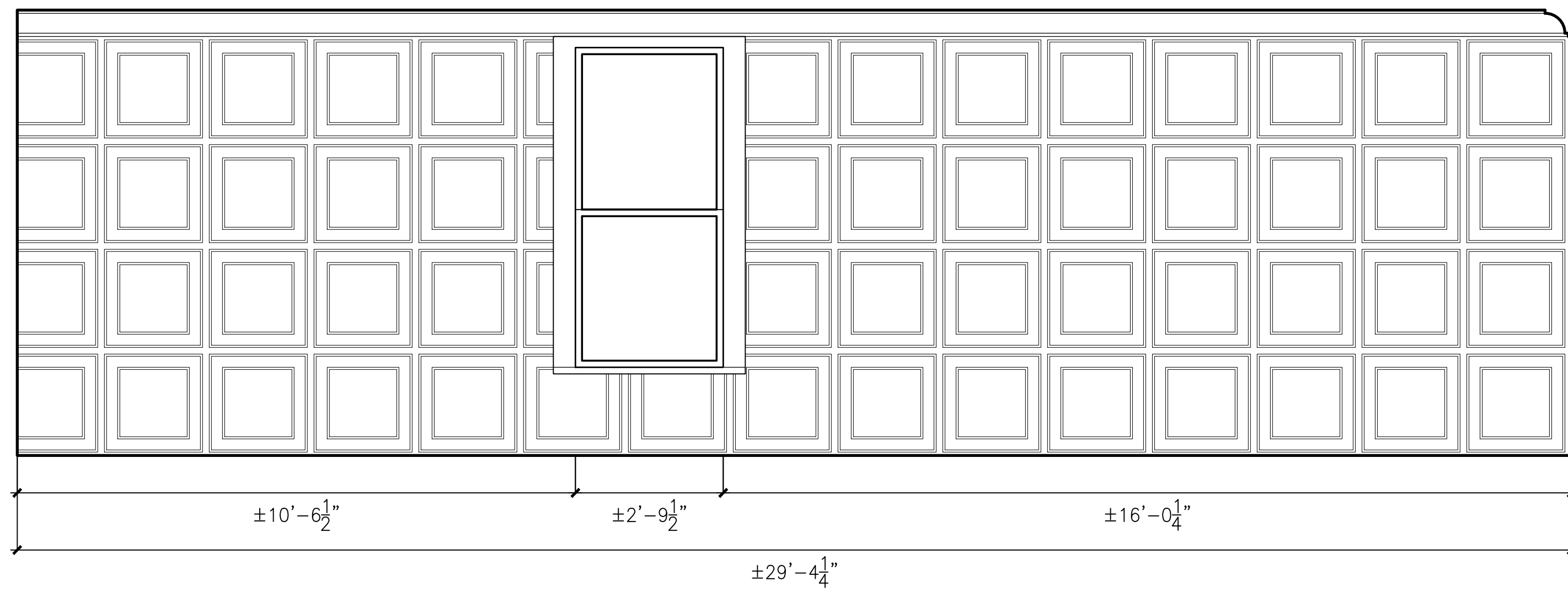
MATERIAL KEY

CONDITION:	GRAPHIC
BRICK	
ASPHALT SHINGLES	
WOOD SHINGLES	
WOOD	
CONCRETE	
EXTERIOR-GRADE GYPSUM	
ASPHALT/GRAVEL FILL	
AREA NOT ACCESSIBLE FOR SURVEY	
ELEMENTS NOT ACCESSIBLE FOR SURVEY	



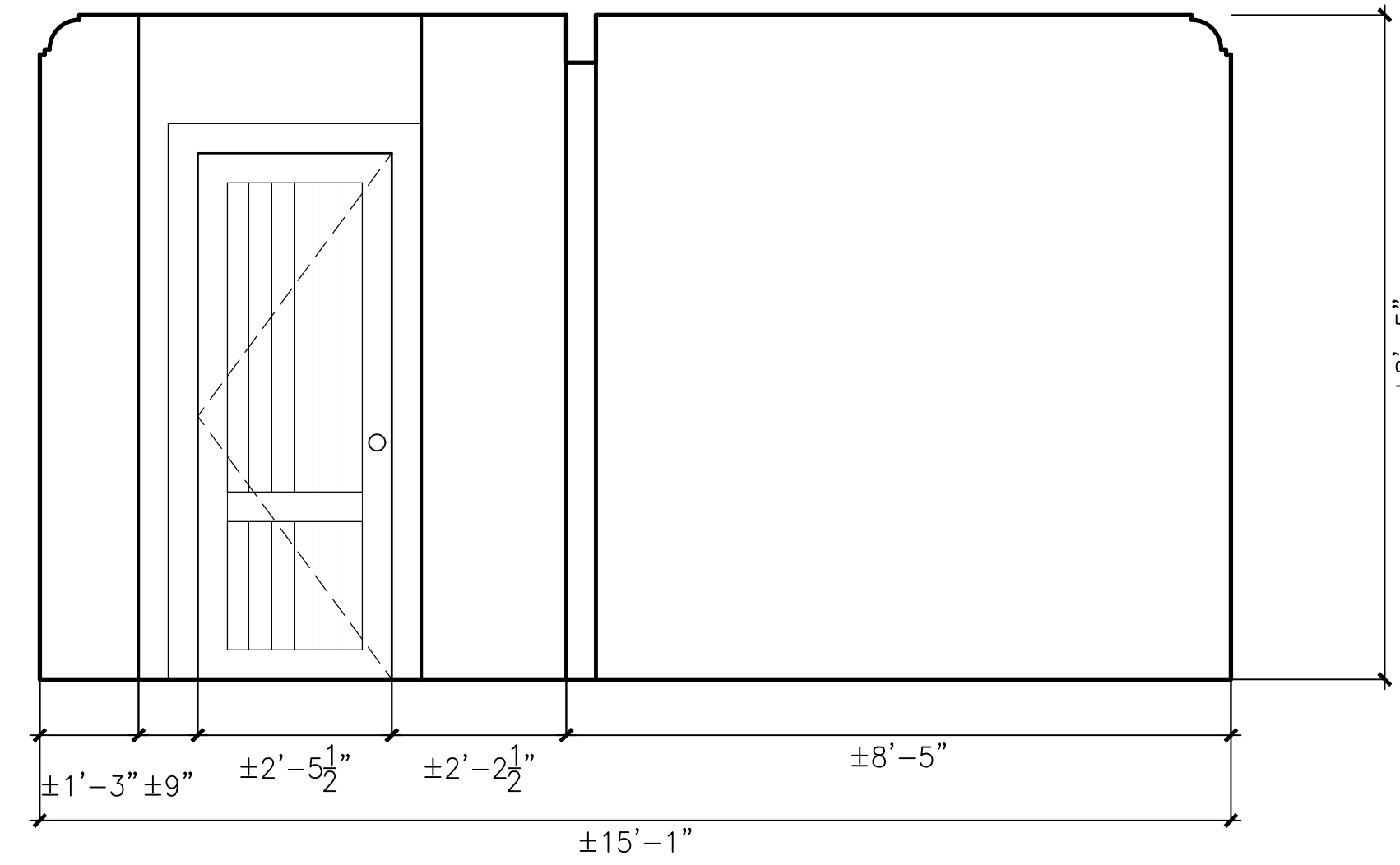
C1 GROUND FLOOR HALLWAY ELEVATIONS

1/2" = 1' 0"



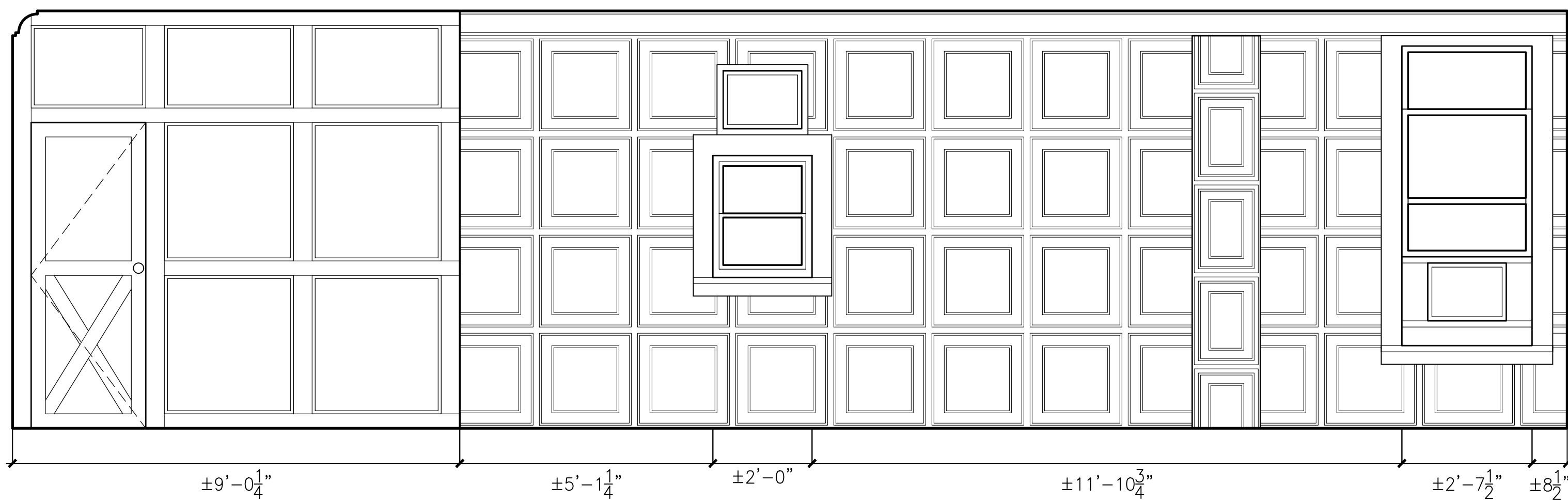
B2 MAIN ROOM NORTH ELEVATION

1/2" = 1' 0"



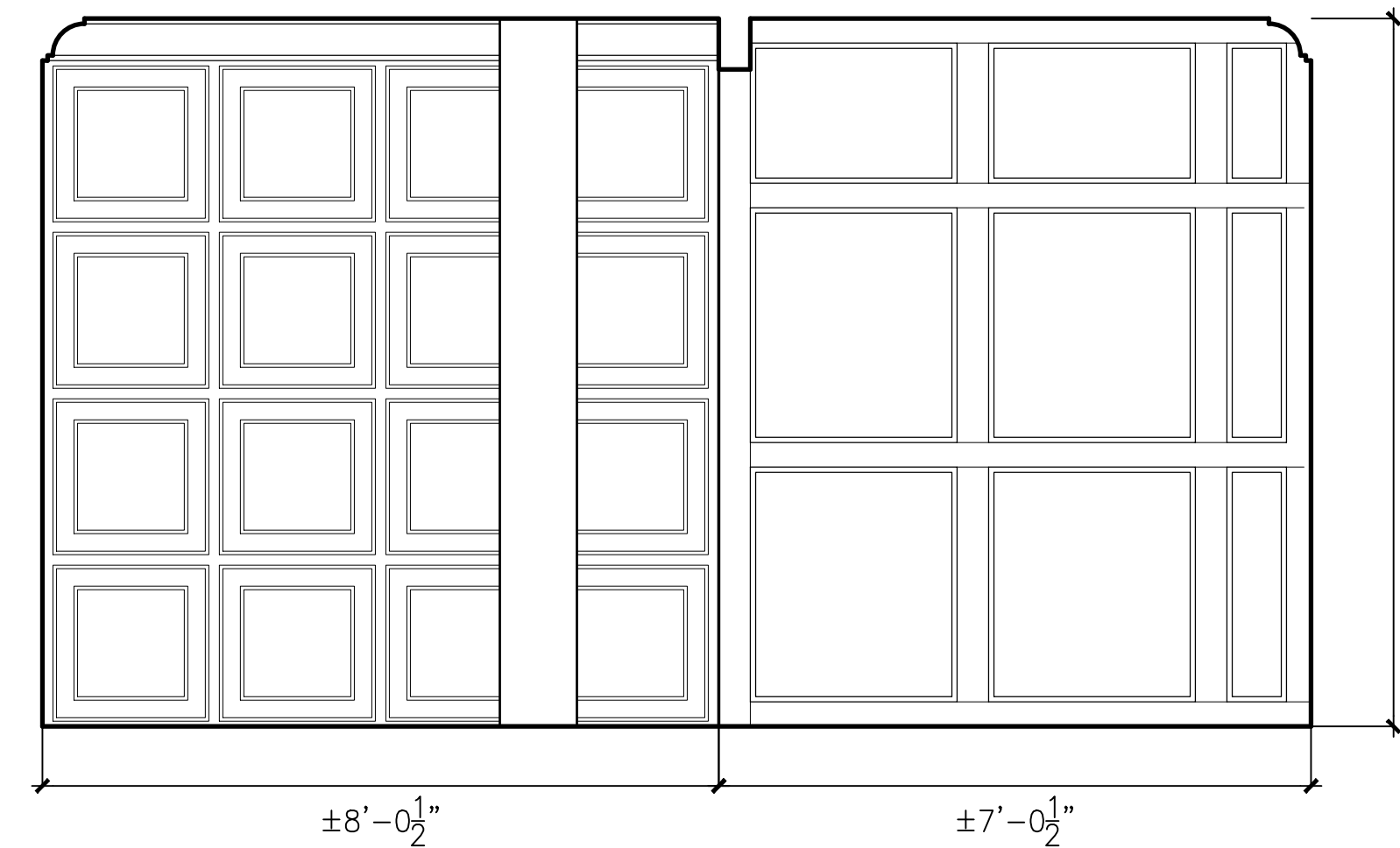
B1 MAIN ROOM WEST ELEVATION

1/2" = 1' 0"



A2 MAIN ROOM SOUTH ELEVATION

1/2" = 1' 0"



A1 MAIN ROOM EAST ELEVATION

1/2" = 1' 0"

01 SHPO SUBMISSION 09/11/18

PROJECT

NASSAU TOWER

MEASURED DRAWINGS

71 MAIN STREET, MINEOLA, NY 11501

MEASURED DRAWINGS
GROUND FLOOR HALLWAY &
MAIN ROOM ELEVATIONS

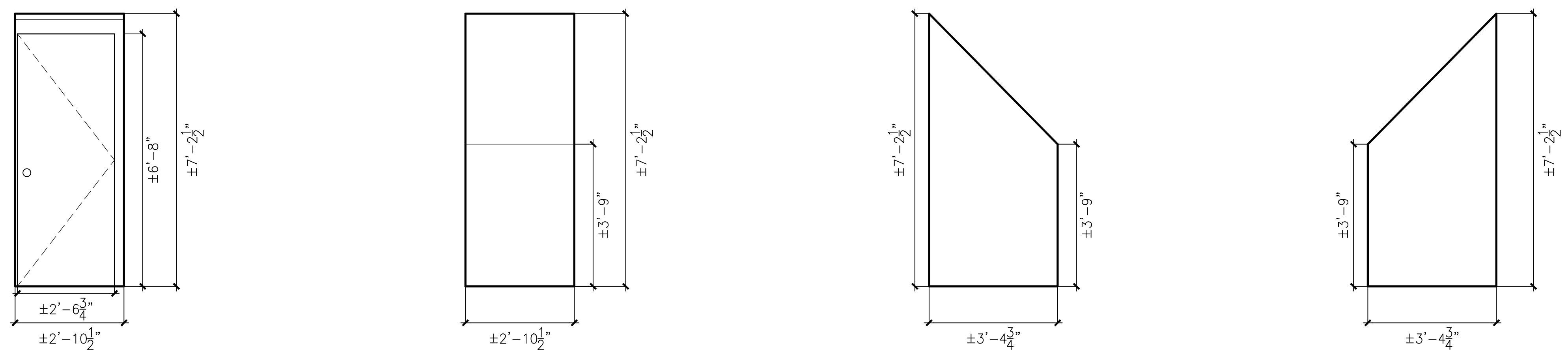
SEAL & SIGNATURE	DATE: 10/23/18
	PROJECT No: 1814
	DRAWING BY: TD
	CHK BY: LE
	DWG No:

A-601

OWNERSHIP AND USE OF DOCUMENTS:
DRAWINGS AND SPECIFICATIONS AS INSTRUMENTS OF PROFESSIONAL SERVICE ARE AND SHALL REMAIN THE PROPERTY OF THE ARCHITECT. THESE DOCUMENTS ARE NOT TO BE USED IN WHOLE OR IN PART FOR ANY OTHER PROJECTS OR PURPOSES, OR BY ANY OTHER PARTIES, THAN THOSE PROPERLY AUTHORIZED BY CONTRACT WITHOUT THE SPECIFIC WRITTEN AUTHORIZATION OF EASTON ARCHITECTS, LLP.

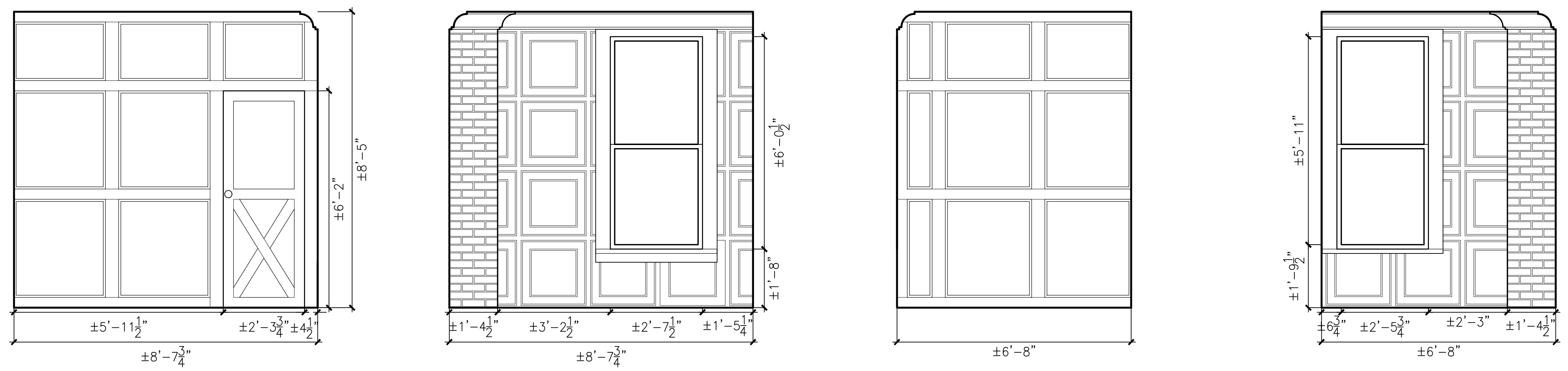
MATERIAL KEY

CONDITION:	GRAPHIC
BRICK	
ASPHALT SHINGLES	
WOOD SHINGLES	
WOOD	
CONCRETE	
EXTERIOR-GRADE GYPSUM	
ASPHALT/GRAVEL FILL	
AREA NOT ACCESSIBLE FOR SURVEY	
ELEMENTS NOT ACCESSIBLE FOR SURVEY	



B1 GROUND FLOOR WATER CLOSET ELEVATIONS

1/2" = 1' 0"



A1 GROUND FLOOR KITCHENETTE ELEVATIONS

1/2" = 1' 0"

01 SHPO SUBMISSION 09/11/18

PROJECT

NASSAU TOWER

MEASURED DRAWINGS

71 MAIN STREET, MINEOLA, NY 11501

MEASURED DRAWINGS
GROUND FLOOR KITCHENETTE
& WC INTERIOR ELEVATIONS

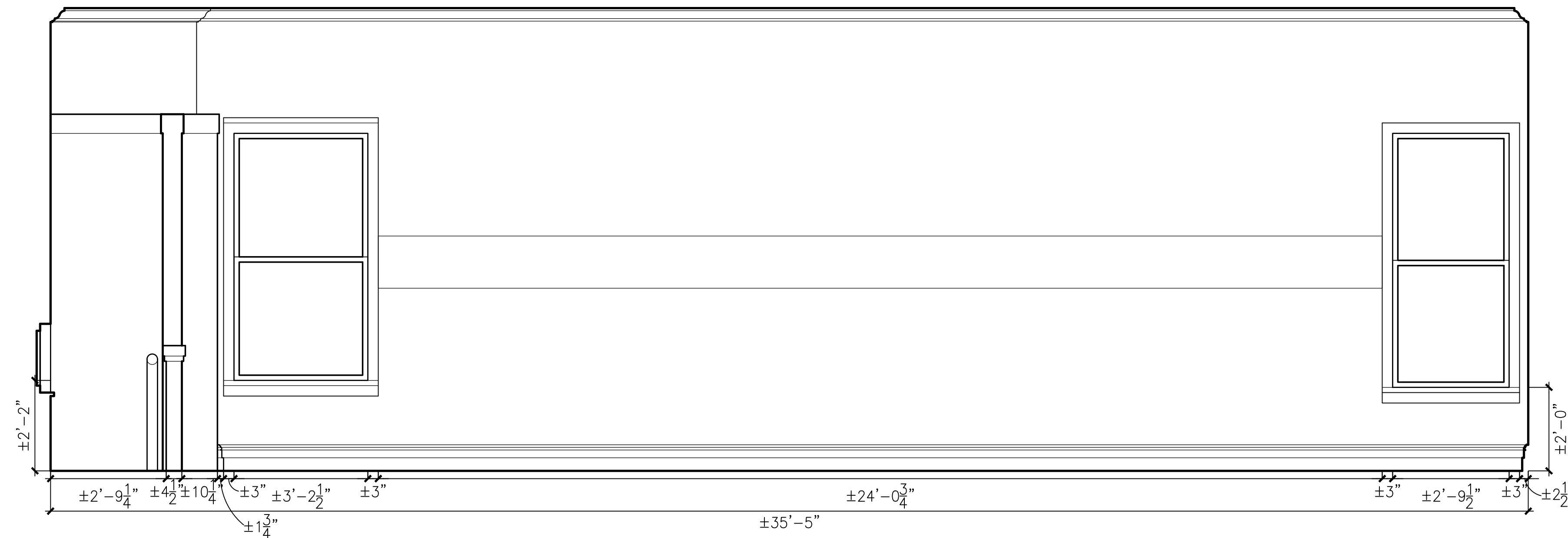
SEAL & SIGNATURE	DATE: 10/23/18
	PROJECT No: 1814
	DRAWING BY: TD
	CHK BY: LE
	DWG No:

A-602

OWNERSHIP AND USE OF DOCUMENTS:
DRAWINGS AND SPECIFICATIONS AS INSTRUMENTS OF PROFESSIONAL SERVICE ARE AND SHALL REMAIN THE PROPERTY OF THE ARCHITECT. THESE DOCUMENTS ARE NOT TO BE USED IN WHOLE OR IN PART FOR ANY OTHER PROJECTS OR PURPOSES, OR BY ANY OTHER PARTIES, THAN THOSE PROPERLY AUTHORIZED BY CONTRACT WITHOUT THE SPECIFIC WRITTEN AUTHORIZATION OF EASTON ARCHITECTS, LLP.

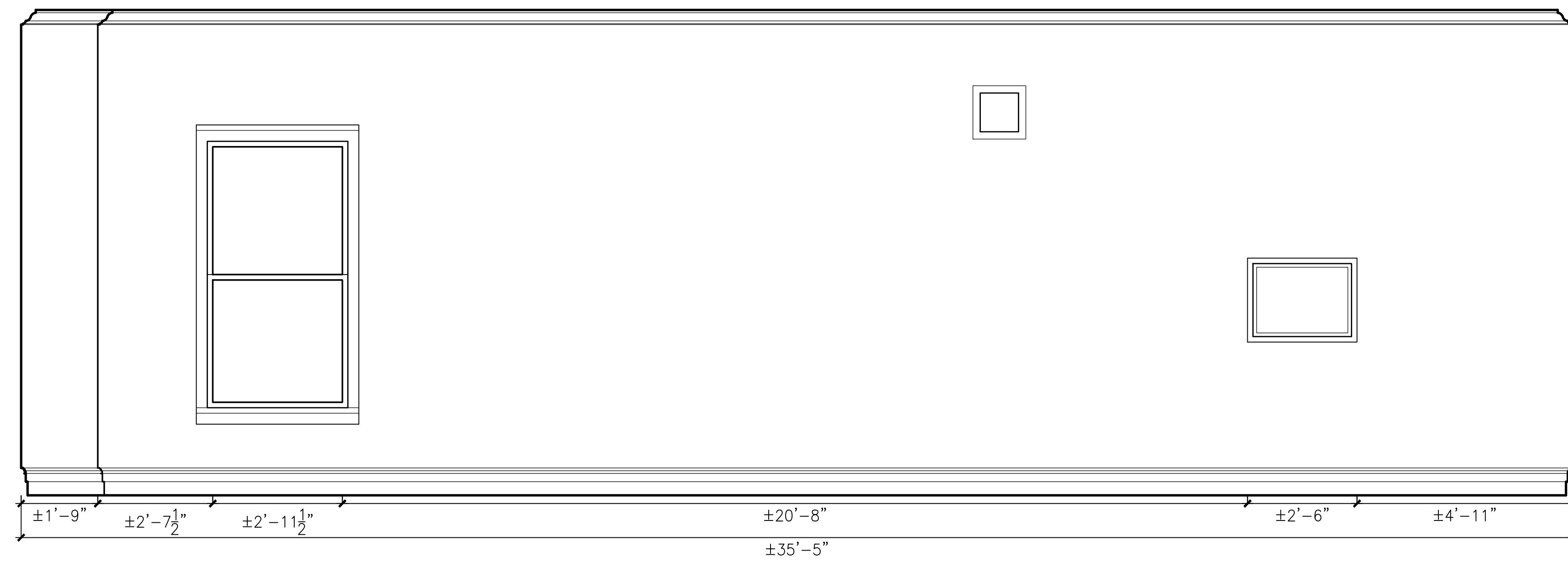
MATERIAL KEY

CONDITION:	GRAPHIC
BRICK	
ASPHALT SHINGLES	
WOOD SHINGLES	
WOOD	
CONCRETE	
EXTERIOR-GRADE GYPSUM	
ASPHALT/GRAVEL FILL	
AREA NOT ACCESSIBLE FOR SURVEY	
ELEMENTS NOT ACCESSIBLE FOR SURVEY	



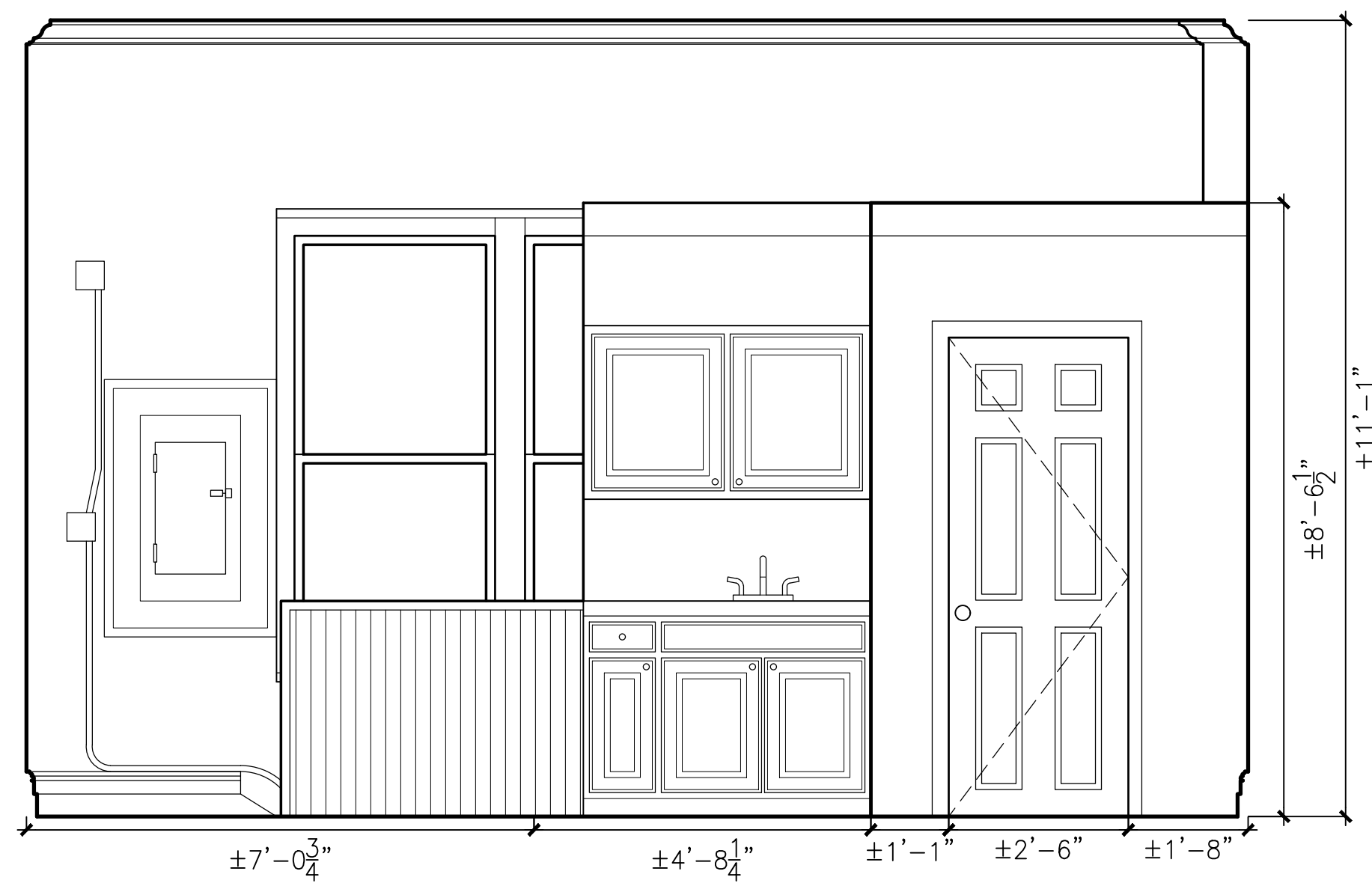
C1 SECOND FLOOR MAIN ROOM NORTH ELEVATION

1/2" = 1' 0"



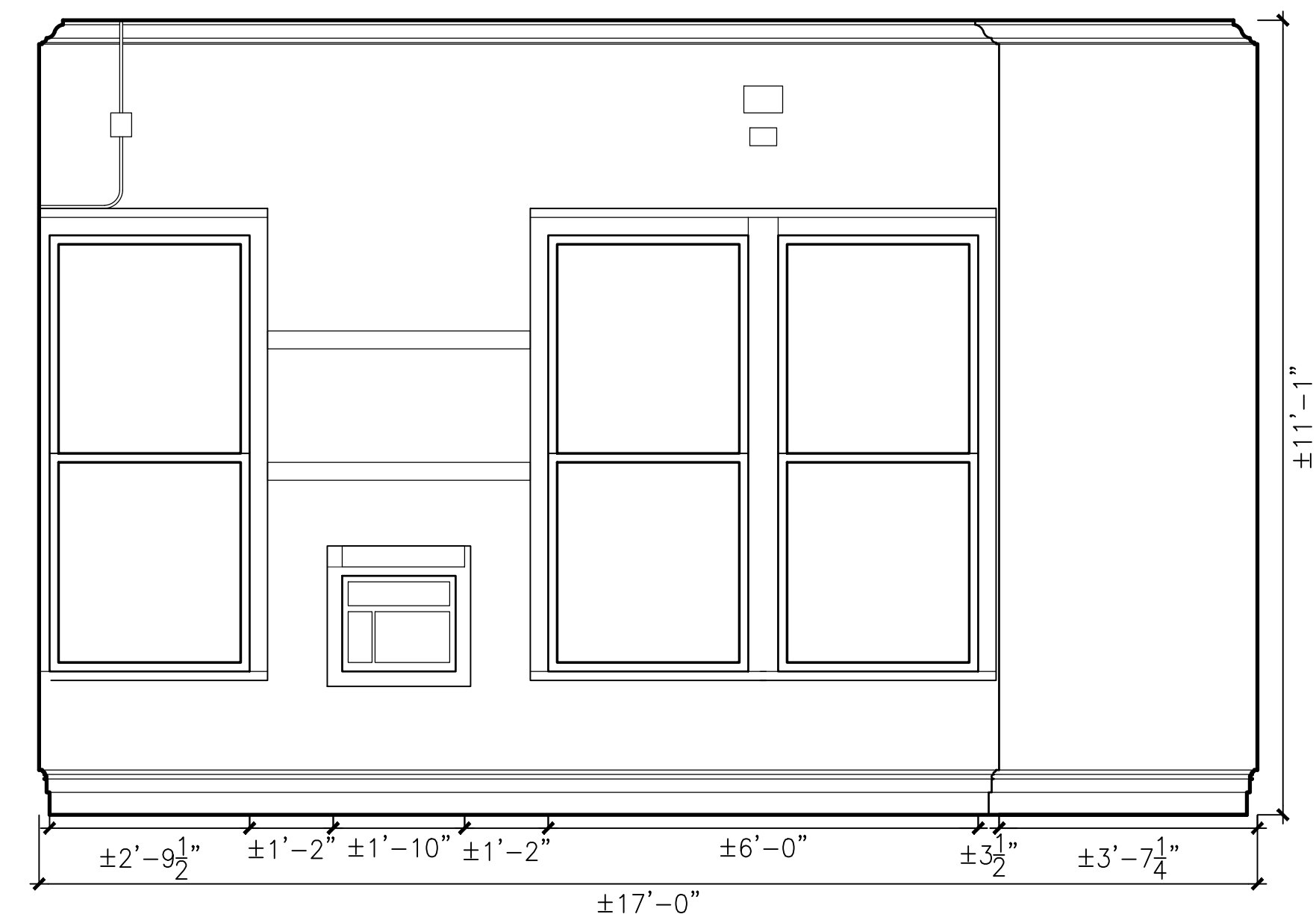
B1 SECOND FLOOR MAIN ROOM SOUTH ELEVATION

1/2" = 1' 0"



A2 2ND FLOOR MAIN ROOM WEST ELEVATION

1/2" = 1' 0"



A1 2ND FLOOR MAIN ROOM WEST ELEVATION

1/2" = 1' 0"

01 SHPO SUBMISSION 09/11/18

PROJECT
NASSAU TOWER
MEASURED DRAWINGS
71 MAIN STREET, MINEOLA, NY 11501

MEASURED DRAWINGS
2ND FLOOR MAIN ROOM
INTERIOR ELEVATIONS

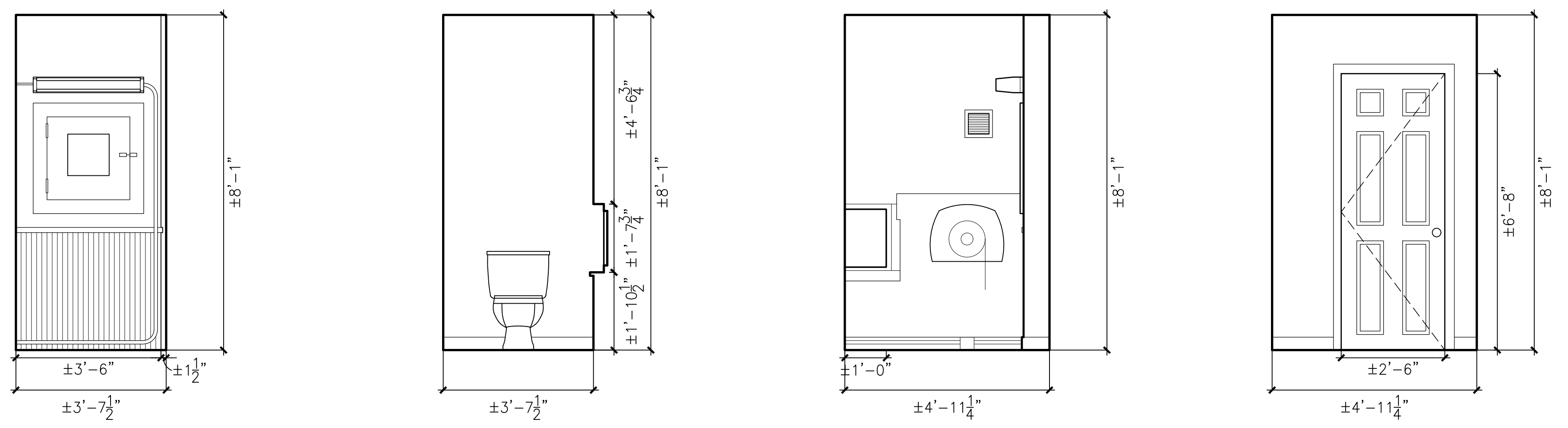
SEAL & SIGNATURE	DATE: 10/23/18
	PROJECT No: 1814
	DRAWING BY: TD
	CHK BY: LE
	DWG No:

A-603

OWNERSHIP AND USE OF DOCUMENTS:
DRAWINGS AND SPECIFICATIONS AS INSTRUMENTS OF PROFESSIONAL SERVICE ARE AND SHALL REMAIN THE PROPERTY OF THE ARCHITECT. THESE DOCUMENTS ARE NOT TO BE USED IN WHOLE OR IN PART FOR ANY OTHER PROJECTS OR PURPOSES, OR BY ANY OTHER PARTIES, THAN THOSE PROPERLY AUTHORIZED BY CONTRACT WITHOUT THE SPECIFIC WRITTEN AUTHORIZATION OF EASTON ARCHITECTS, LLP.

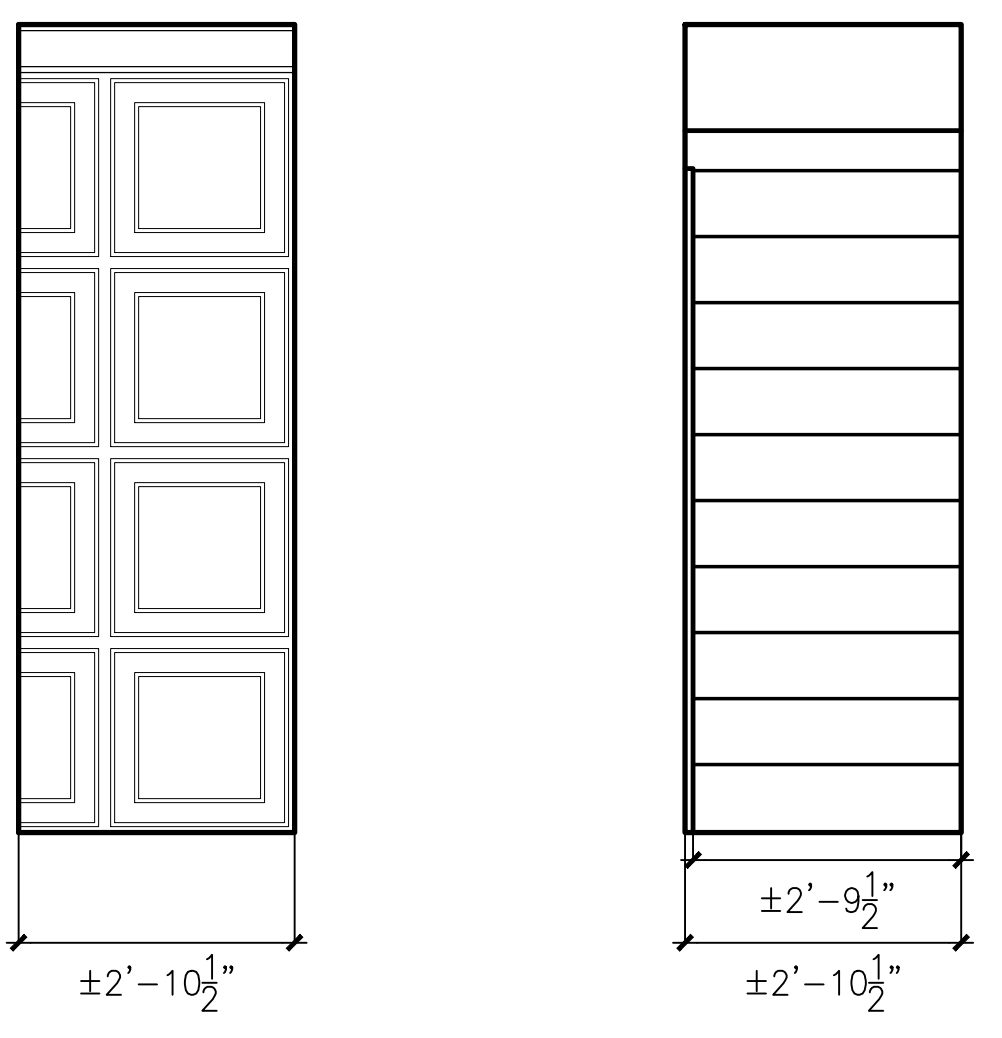
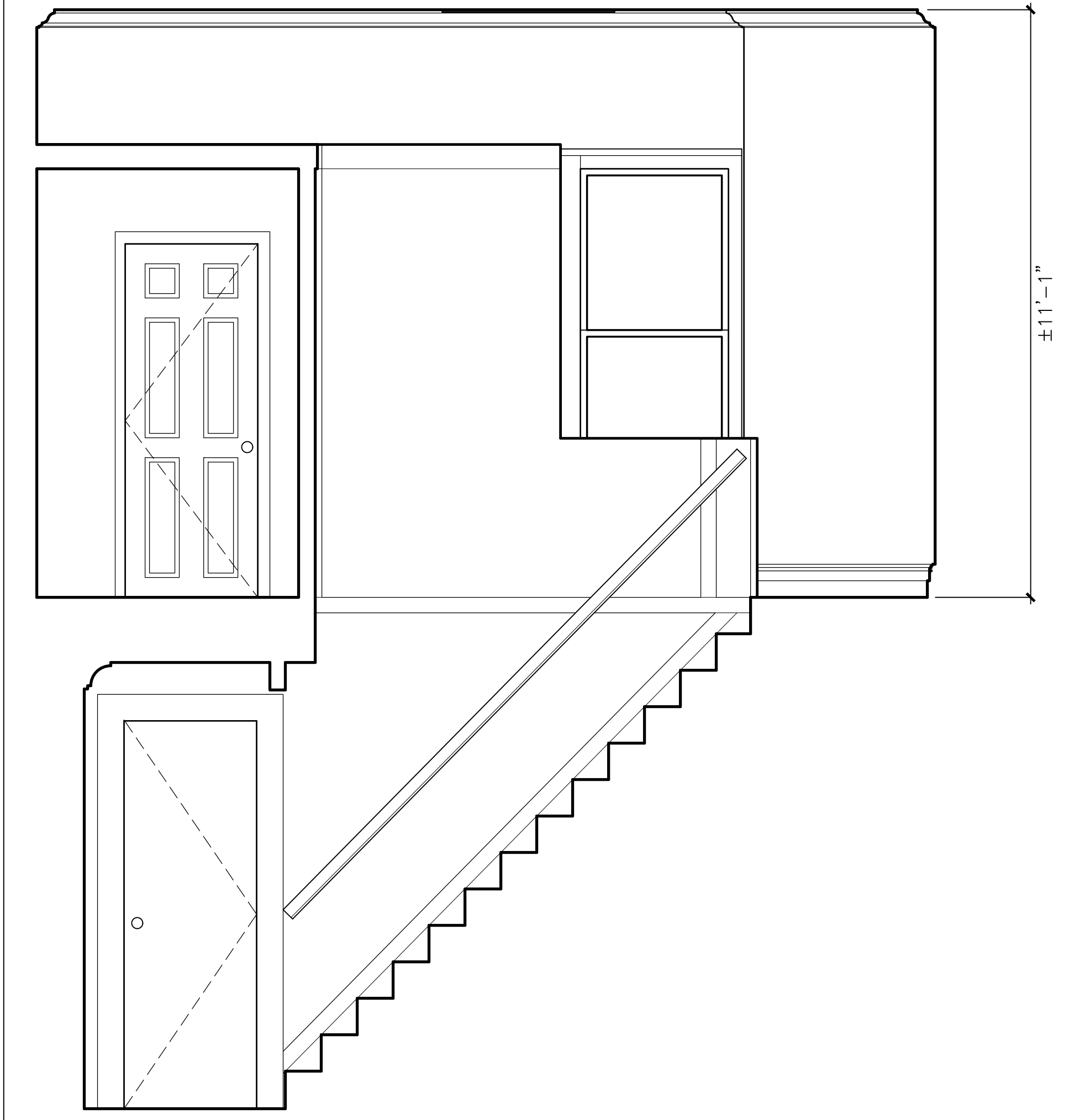
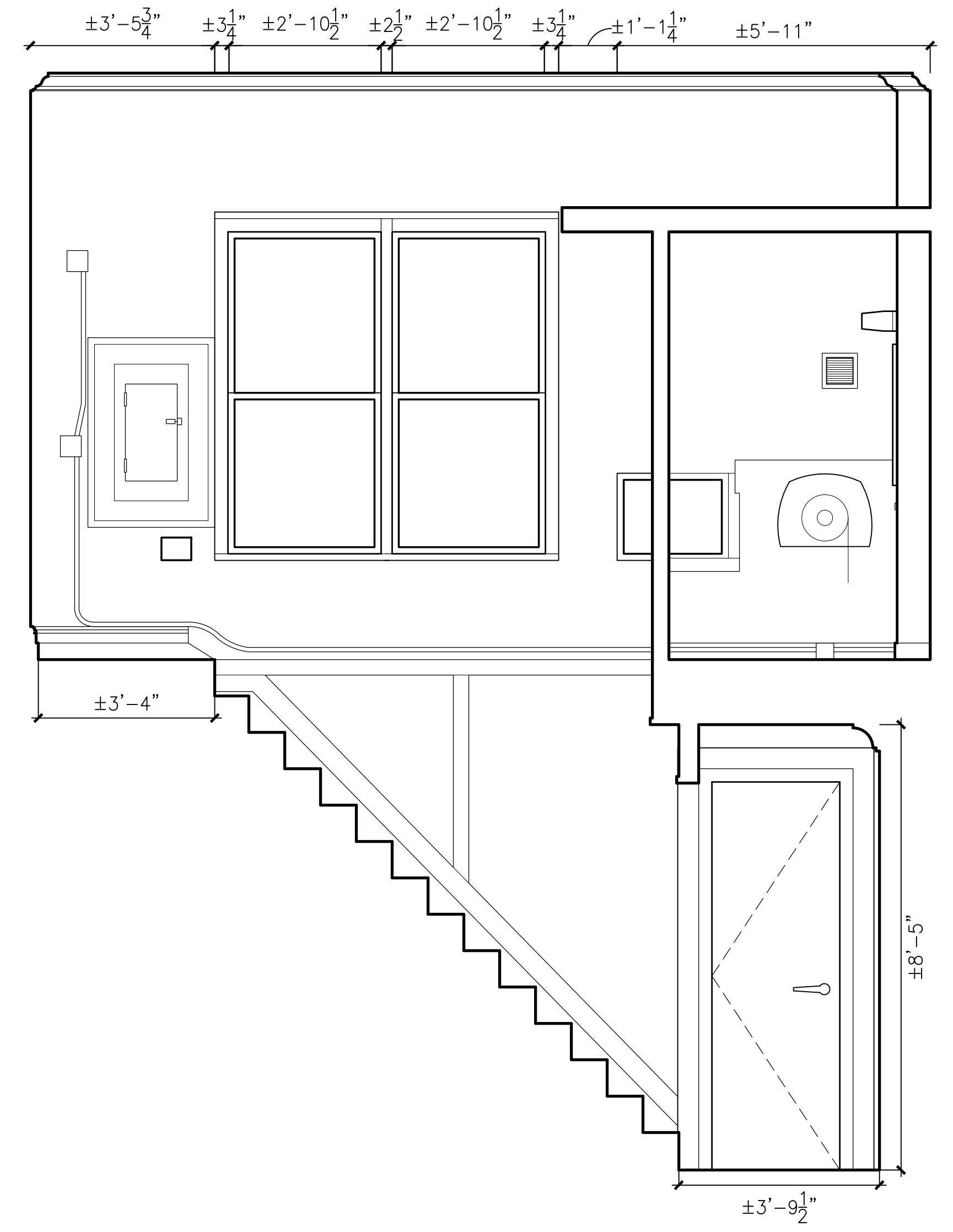
MATERIAL KEY

CONDITION:	GRAPHIC
BRICK	
ASPHALT SHINGLES	
WOOD SHINGLES	
WOOD	
CONCRETE	
EXTERIOR-GRADE GYPSUM	
ASPHALT/GRAVEL FILL	
AREA NOT ACCESSIBLE FOR SURVEY	
ELEMENTS NOT ACCESSIBLE FOR SURVEY	



B1 SECOND FLOOR WATER CLOSET ELEVATIONS

1/2" = 1' 0"



A3 STAIR HALL NORTH & SOUTH ELEVATIONS
1/2" = 1' 0"

A2 STAIR HALL WEST ELEVATION
1/2" = 1' 0"

A1 STAIR HALL EAST ELEVATION
1/2" = 1' 0"

01	SHPO SUBMISSION	09/11/18
----	-----------------	----------

PROJECT
NASSAU TOWER
MEASURED DRAWINGS
71 MAIN STREET, MINEOLA, NY 11501

MEASURED DRAWINGS
2ND FLOOR STAIR HALL & WATER CLOSET ELEVATIONS

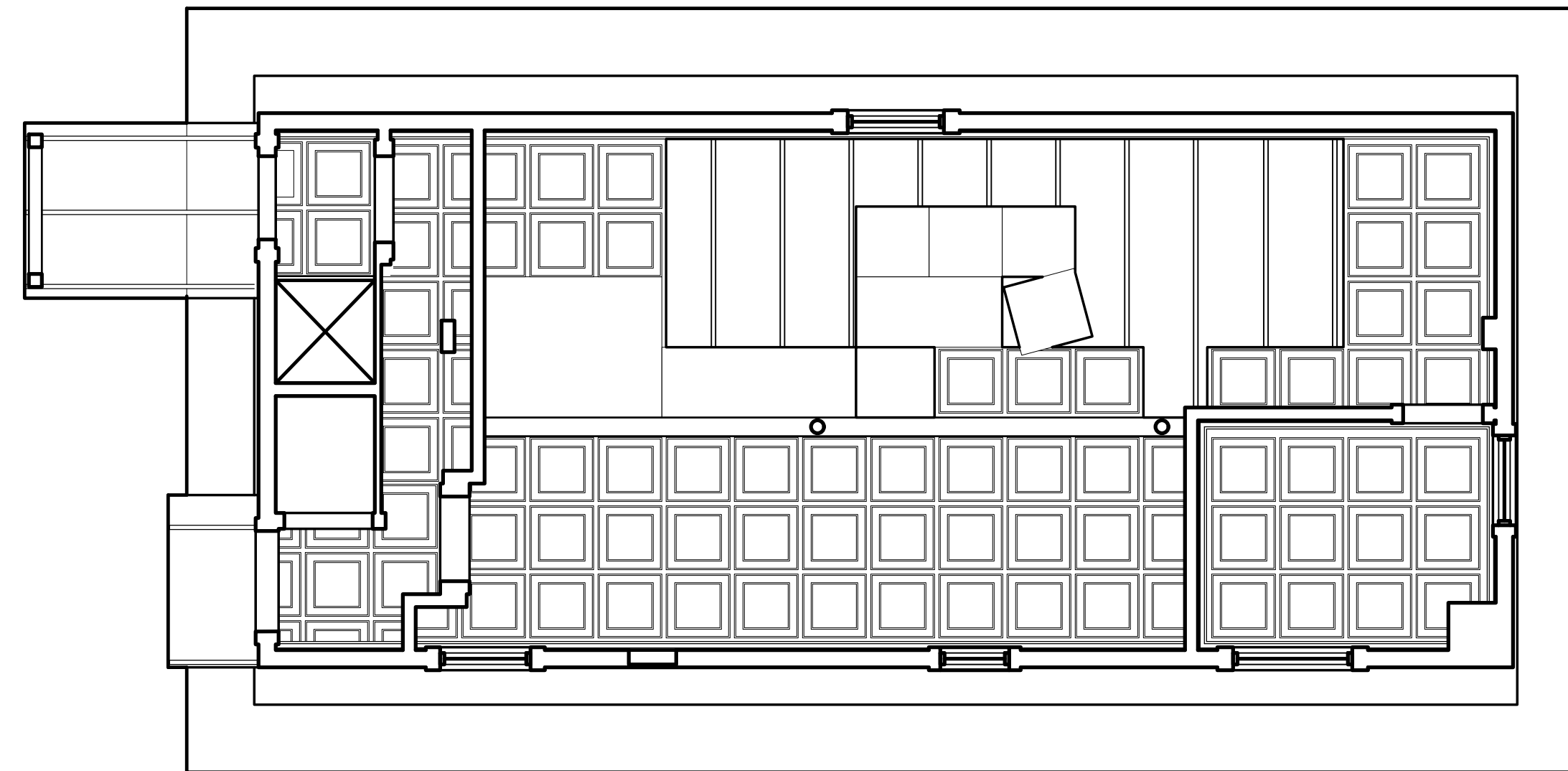
SEAL & SIGNATURE	DATE: 10/23/18
	PROJECT No: 1814
	DRAWING BY: TD
	CHK BY: LE
	DWG No:

A-604

OWNERSHIP AND USE OF DOCUMENTS:
 DRAWINGS AND SPECIFICATIONS AS INSTRUMENTS OF PROFESSIONAL SERVICE ARE AND SHALL REMAIN THE PROPERTY OF THE ARCHITECT. THESE DOCUMENTS ARE NOT TO BE USED IN WHOLE OR IN PART FOR ANY OTHER PROJECTS OR PURPOSES, OR BY ANY OTHER PARTIES, THAN THOSE PROPERLY AUTHORIZED BY CONTRACT, WITHOUT THE SPECIFIC WRITTEN AUTHORIZATION OF EASTON ARCHITECTS, LLP.

MATERIAL KEY

CONDITION:	GRAPHIC
BRICK	
ASPHALT SHINGLES	
WOOD SHINGLES	
WOOD	
CONCRETE	
EXTERIOR-GRADE GYPSUM	
ASPHALT/GRAVEL FILL	
AREA NOT ACCESSIBLE FOR SURVEY	
ELEMENTS NOT ACCESSIBLE FOR SURVEY	



01	SHPO SUBMISSION	09/11/18
----	-----------------	----------

PROJECT
NASSAU TOWER
 MEASURED DRAWINGS
 71 MAIN STREET, MINEOLA, NY 11501

MEASURED DRAWINGS
 REFLECTED CEILING PLAN
 GROUND FLOOR

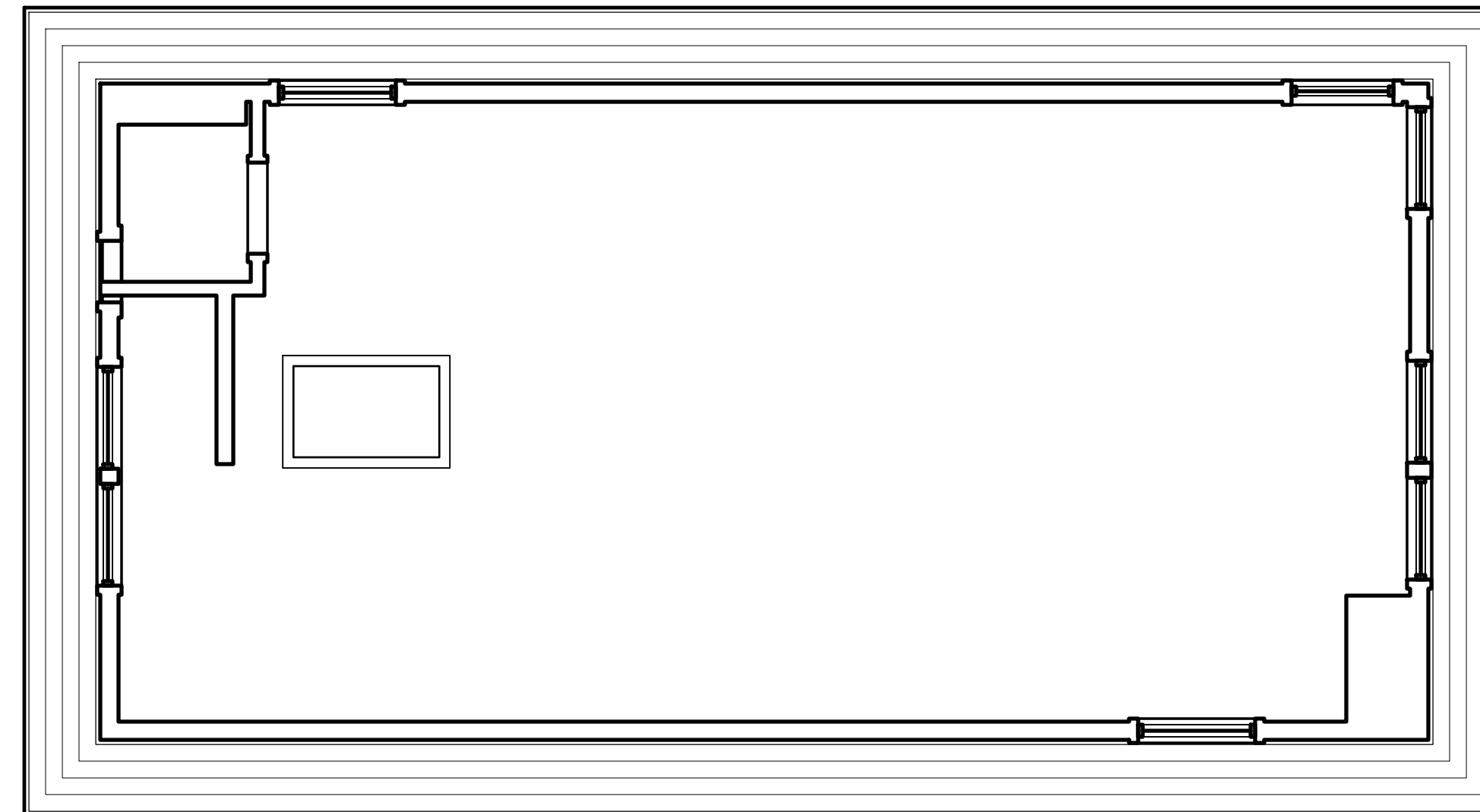
SEAL & SIGNATURE	DATE:	10/23/18
	PROJECT No:	1814
	DRAWING BY:	TD
	CHK BY:	LE
	DWG No:	A-801

MATERIAL KEY	
CONDITION:	GRAPHIC
BRICK	
ASPHALT SHINGLES	
WOOD SHINGLES	
WOOD	
CONCRETE	
EXTERIOR-GRADE GYPSUM	
ASPHALT/GRAVEL FILL	
AREA NOT ACCESSIBLE FOR SURVEY	
ELEMENTS NOT ACCESSIBLE FOR SURVEY	

EASTONARCHITECTS

20 WEST 44TH STREET, SUITE 604
NEW YORK, NY 10036
212-779-9570 TEL

OWNERSHIP AND USE OF DOCUMENTS:
DRAWINGS AND SPECIFICATIONS AS INSTRUMENTS OF PROFESSIONAL SERVICE ARE AND SHALL REMAIN THE PROPERTY OF THE ARCHITECT. THESE DOCUMENTS ARE NOT TO BE USED IN WHOLE OR IN PART FOR ANY OTHER PROJECTS OR PURPOSES, OR BY ANY OTHER PARTIES, THAN THOSE PROPERLY AUTHORIZED BY CONTRACT WITHOUT THE SPECIFIC WRITTEN AUTHORIZATION OF EASTON ARCHITECTS, LLP.



01	SHPO SUBMISSION	09/11/18

PROJECT

NASSAU TOWER

MEASURED DRAWINGS

71 MAIN STREET, MINEOLA, NY 11501

**MEASURED DRAWINGS
REFLECTED CEILING PLAN
SECOND FLOOR**

SEAL & SIGNATURE	DATE:	10/23/18
	PROJECT No:	1814
	DRAWING BY:	TD
	CHK BY:	LE
	DWG No:	A-802
		18 OF 18